



PARA-EQUESTRIAN

CLASSIFICATION MANUAL

Equestrian Competition
for Athletes with Disabilities

Third Edition February 2012

Table of Contents

1.	PURPOSE	4
1.1	Personnel: Roles and Responsibilities	4
1.2	Procedure	5
2	CLASSIFICATION FOR INTERNATIONAL COMPETITION	6
2.1	Classification or Grade Status	7
3	ACCREDITATION OF CLASSIFIERS	8
4	CLASSIFIERS RESPONSIBILITY AT PARA EQUESTRIAN EVENTS	8
4.1	Classification Procedure	8
4.2	Invitation to Classifier	9
4.3	Classifier’s Expenses	9
4.4	Competition Organiser Responsibilities	10
5	ELIGIBILITY CRITERIA FOR PARA-EQUESTRIAN COMPETITION	11
5.1	Eligibility.....	11
5.2	Procedure for establishing the medical diagnosis.....	11
5.3	Minimal disability criteria (MDC) for Para-Equestrian functional Profiles	12
6	PARA-EQUESTRIAN CLASSIFICATION PROTEST & APPEAL PROCEDURES.....	13
6.1	Protest	13
6.2	General principles for handling Protests	13
6.3	Submission of Protests	14
6.4	Protest opportunities	14
6.5	Exceptional Circumstances	15
6.6	Protest procedures.....	16
6.7	The Protest “pathway”	18
6.8	Protest procedure during the Paralympic Games	21
6.9	Appeals	21
6.10	Appeal Jurisdiction	21
6.11	Appeal Submission.....	21
6.12	Initial assessment.....	22
6.13	Appeal procedures	22
6.14	Appeal Hearing.....	23
6.15	Appeal Decision	23

6.16	Confidentiality	23
6.17	The appeal “pathway”	24
6.18	Appeal procedure during the Paralympic Games	25
6.19	Protests in Exceptional Circumstances	25
7	CONSENT FOR CLASSIFICATION	26
8	CERTIFICATE OF DIAGNOSIS	28
9	A GEOGRAPHICAL REPRESENTATION OF PROFILES	30
10	TRAINER’S GUIDE TO PROFILES OF IMPAIRMENT	38
11	DRESSAGE FOR ATHLETES WITH DISABILITIES.....	42
12	DRESSAGE FOR ATHLETES WITH DISABILITIES - ILLUSTRATED	43
13	METHOD OF ASSESSMENT	48
13.1	Muscle Testing (Power scale).....	48
13.2	Joint Range Scale	48
13.3	Co-ordination scale	49
14	DECIDING THE PROFILE	52
15	DETERMINING BASE LINE SCORES	54
16	PARA EQUESTRIAN COMPENSATING AIDS FOR PE AND SOME OPEN COMETITIONS.....	57
17	CARRIAGE DRIVING FOR PEOPLE WITH DISABILITIES.....	62
18	CARRIAGE DRIVING FOR PEOPLE WITH DISABILITIES – ILLUSTRATED.....	63
	Appendix 1: Forms for Assessing Intellectual Disabilities	65
	Appendix 2: IBSA-IPC Classification Application Form for Visually Impaired	66
	Appendix 3: Compensating aids for Para-Equestrian Dressage	67
	Appendix 4: National and International Para-Equestrian Classifier	68
	Appendix 5: Letter Psychologist.....	73
	Appendix 6: Para Equestrian Classification Protest Form.....	75
	Appendix 7: Para Equestrian Classification Appeal Form	77

1. PURPOSE

Classification ensures that Athletes compete equitably with other Para equestrian Athletes. Classification provides a structure for Competition. Classification is undertaken to ensure that a Athletes' impairment is relevant to performance on the horse. Classification aims to place Athletes into classes or Grades according to how much their impairment impacts on the core determinants of success in the sport. All Athletes with a disability who intend to enter national or International Competitions must produce a certificate that states their full medical diagnosis. The impairment is assessed and the resulting **functional profile** is combined with other profiles that should have similar ability when mounted. There are Five **Grades of Competition**. Grades Ia and Ib are for the Athletes with a severe impairment; Grade IV is for the Athletes with least impairment. The Competition within each Grade can then be judged on the functional skill of the rider regardless of impairment.

"Impairments are problems in body function or structure such as a significant deviation or loss"

(W.H.O. 2000)

Impairments may be broadly classified as physical (including locomotor), intellectual, or sensory. A system for the classification of impairment for sport should be simple to use, flexible enough to apply to all impairments, sport specific, and it should be acceptable to the rider.

1.1 Personnel: Roles and Responsibilities

A national Para Equestrian Classifier must carry out classification for national Competition. If no national Classifier is available, a national Para Equestrian classification adviser can classify with a medically qualified physiotherapist or doctor. Classification for Profile 36 and 37 must be carried out by an ophthalmologist or optical doctor, (see Appendix 2) and for Profile 39 by a psychologist (see Appendix 1).

Classification for International Competition must be carried out by two internationally accredited Para Equestrian Classifiers. Two Classifiers may do the classification together or separately, but one Classifier must be from a different nation to the rider. This comprises a Classification panel. It is helpful to have an approved Technical Delegate in attendance or available to provide expertise regarding technical ability and compensating aids.

Physiotherapists and medical doctors approved and accredited by FEI Para Equestrian must be qualified in handling competitors with a disability, and have a clear

understanding of the Para-Equestrian system of classification. In addition, the role of the medical doctor includes advising on any diagnostic queries.

Training of Classifiers and the four levels of Classifiers are described in the FEI Education System for Classifiers Annex 4.

1.2 Procedure

All new Athletes shall be classified internationally six - 12 months before World Championship and Paralympic Games Competition. From that time on, no change in the classification is permitted, unless there are significant changes in the impairment, there is no evidence of the diagnosis, an error by the Classifiers, or there is any intentional misrepresentation of skills by the rider. Following the assessment each rider is given a Profile of Functional Ability. The rider will be given a copy of the assessment card. Later an International Para Equestrian Classification Identity card (FEI PEID card) will be sent to the rider on which is printed the Profile of Functional Ability and the sanctioned compensating aids that athlete is allowed for riding in International Para Equestrian Competitions, and national Competitions, where the National Equestrian Federation (NF) has made suitable arrangements.

Classification shall be carried out in a courteous and professional manner, with appropriate testing only. At International Competitions, any national classification will be checked by an International Classifier the previous day or during the training period before the Competition. During the classification, only the necessary personnel shall be present: the rider and one other, who shall either be the rider's Chef d'Equipe, team physiotherapist, or another person requested by the rider to act as their representative.

The rider's representative shall not speak during the classification process unless directly addressed, or unless a Protest is made to preserve the dignity of the rider. The rider has a right to terminate the classification process at any time, for a valid reason. If the rider terminates the classification for any reason, that rider may be asked to withdraw from the Competition. If a rider refuses to be classified this will automatically exclude him or her from the Competition. If a Protest is made, either of the procedure, or of the result of the classification, the Jury of Appeal or Protest Panel must investigate that Protest as soon as possible. See Protest Procedures.

All Athletes should be encouraged to be as able as possible, and to this end prostheses should be worn for riding, unless the type or shape of the prosthesis would disadvantage the rider or cause discomfort to the horse. All Athletes should be observed riding and during social occasions following their classification; this is to confirm the performance in the bench tests, not to assess the skill of the rider. Video evidence may be used to confirm the results of the bench test.

The rider may ride with all special equipment or prostheses they need to make it possible for them to ride. No equipment should give them an advantage over non disabled Athletes. No rider shall be permitted to compete wearing or using any prostheses or special equipment that has not been included in the classification procedure.

2 CLASSIFICATION FOR INTERNATIONAL COMPETITION

Amongst Athletes with disabilities, there are many different types of impairments. To provide meaningful Competition for the Athletes it is necessary that people of similar levels of impairment can compete together. The Para Equestrian Classification System fulfils this criterion. The same system should be used at International and national level Competitions. The classification of impairment into easily recognised functional profiles, and the grouping of these profiles into Grades for Competition facilitates this aim. The Profiles are versatile but tight, easy to use and understand, and have been made sport specific. The locomotor Profiles are not disability (diagnosis) specific, but are based on the ability of the functioning part of the body.

In any sport, certain areas of the body are more important than others. A 'weighting system' has been designed to take account of the areas most important for riding. These weightings have been used in conjunction with the Profile System in order to produce more equitable Competition, and group the profiles into categories specific to riding/driving.

During classification it is essential to ensure that only impairment is assessed, not skill. Athletes must not be assessed riding before assessment on the bench, as this could pre-empt the result of the assessment, An especially skilled rider may appear to be more able than is actually so. Occasionally it may be necessary to check the balance when mounted, but it should be sufficient to check the balance in a simulated position in the assessment room.

However, **all Athletes should be observed during practice and during Competition by the Classifiers** in attendance at the Competition. This is to confirm that the impairment recorded during the assessment is the same as that seen when mounted. Any Athletes moving limbs that were incapable of movement during the assessment, may be requested to attend a reclassification session. Video evidence and results of random muscle tests may be used as evidence in exceptional circumstances when a rider has intentionally misrepresented their abilities during the bench test.

Athletes with **recovering** or **deteriorating** conditions must be reclassified within 6 months of World Championships and Paralympic Games. It is up to the country to

arrange for the reclassification. The rider can be checked at the above Events, but in cases where there may be recovery, this could result in changing to a higher Grade. See procedure for establishing medical diagnosis (Section 5.2).

Classification is a statement of fact, not a test, and the judgement of the rider's ability on the horse is the function of the Competition not the classification. The purpose of the Competition is to reward skill; classification must therefore not penalise those who have achieved a high skill level.

The grouping of Profiles into Grades is designed so that Athletes may compete against their peers, or, if their nation so wishes compete at a higher level (against those with less impairment). Competing at a lower level (against those with greater impairment) is not allowed. Profiles must begin and end with parameters and the rider must compete within the Grade allocated. If the rider finds they are unable to do so they must strive to improve their performance in that Grade. To maintain fairness, unclassifiable impairments are excluded from Competitions. See Section 5: Eligibility for Para-Equestrian Competition.

All assessment forms will be maintained and managed with strict confidentiality in accordance with the I.P.C. Code of Classification, to protect the rights of the rider.

2.1 Classification or Grade Status

A Grade is a category by which athletes are categorised by reference to an activity limitation resulting from impairment. A Grade status is allocated following classification. This is a category allocated to each Athlete to indicate evaluation requirements and Protest opportunities See Protest section..

- a) NEW (N): This designation indicates an Athlete who has not undergone all aspects of the classification process in order to obtain a Grade for International Competition.
- b) REVIEW (R): This designation indicates an Athlete who has undergone classification and has obtained a Grade for International Competition, but may require further evaluation according to the Classification Rules of the FEI.
- c) CONFIRMED (C): This designation indicates an Athlete who has undergone classification and has obtained a Grade for International Competition, and does not require further evaluation according to the Classification Rules of the FEI.

3 ACCREDITATION OF CLASSIFIERS

Workshops/courses consisting of theory and practice are held for Classifiers. Participants for the Classifiers' course must be suitably qualified and recognised by their national professional association or body. For International and National Classifier status, they must be medical doctors or physiotherapists, preferably with good horse knowledge. Participants are accredited as International (Level 3 and 4), National (level 2) according to their national experience, performance during the course, and submission of course work following the course. To become an International PE Classifier, it will be necessary to work with an International Classifier at two Events. Those who show the correct attitude, dedication to equestrian sport, and commitment to their own country's database of classified athletes may be awarded International Classifier status.

See Appendix 4.

Further details of the Profile Classification System may be obtained from Para-Equestrian's Head Classifier. This Classification Manual is produced by the Para-Equestrian classification advisor to FEI PE Technical Committee, Senior International Classifiers, and Chairman of Sports and Classification Medical Working Group

Dr Christine Meaden

Tel: +44 1628 629601

Fax: +44 1628 623684

Email: chris@meaden.co.uk

4 CLASSIFIERS RESPONSIBILITY AT PARA EQUESTRIAN EVENTS

4.1 Classification Procedure

- 4.1.1 It is recommended that two Para-Equestrian Classifiers are present at all International Competitions, and both of these Classifiers should be of International status.
- 4.1.2 At Major Championships there should be three Para-Equestrian International Classifiers from different nations.
- 4.1.3 Any classification cards completed at an Event should be signed by two Para-Equestrian Classifiers.
- 4.1.4 For International Competitions, a rider can only be awarded International status following examination by two Para-Equestrian International Classifiers, one of whom must be from a country other than that of the rider. The examinations do not have to be done at the same time and place.

- 4.1.5 Classifiers may not give definitive classification until the rider has been observed mounted, in practice and/or during Competition, at the discretion of the Classifier(s).
- 4.1.6 The completed assessment card should be sent to the Para-Equestrian Head Classifier. If confirmed by the PE Head Classifier, the rider's name will be added to the Para-Equestrian master list of internationally classified Athletes. After an appropriate check, the International Para-Equestrian Identity Card Officer will issue the rider with an ID card on which the permitted compensating aids are recorded.
- 4.1.7 Any Protests are to be dealt with in accordance with FEI procedures.

4.2 Invitation to Classifier

- 4.2.1 Classifiers will be invited and allocated to each Competition by FEI, through the Head Classifier.
- 4.2.2 The OC must confirm the invitation well in advance of the Event.
- 4.2.3 The invitation should state clearly the venue, the dates and times of the classification process, and when the Classifier is expected to arrive and when to leave. Classifiers should stay to watch the Competition.
- 4.2.4 Where air travel is involved, the invitation should also state whether the Classifier or the organisers will arrange the flights. If there are any constraints on what flights can be used, details should be explained to ensure that they are acceptable.
- 4.2.5 The invitation should confirm that the Classifier's expenses will be met as set out in the next section.
- 4.2.6 On receiving an invitation, a Classifier is expected to respond without delay and to confirm acceptance or otherwise in writing as soon as possible.
- 4.2.7 Classifiers should be invited to attend 24 hours before the draw takes place. All new athletes, those requesting classification, and those recalled must be classified before the draw takes place allowing the Classifiers to complete their task, notify the OC of any changes and record compensating aids for the Officials

4.3 Classifier's Expenses

- 4.3.1 The Competition organisers must undertake to meet all expenses incurred by Classifiers, either by providing the facilities or by paying all their relevant costs.
- 4.3.2 The expenses must cover return travel from the Classifier's home to the Competition venue, accommodation, all transport and subsistence at the venue to a reasonable standard, and any other essential expenses.

- 4.3.3 Accommodation should be provided for the Classifiers away from the Athletes if possible and preferably near the Judges and the Technical Delegate.
- 4.3.4 The organisers will arrange transport from the airport to the venue, and again for the return flight; also daily transport to and from the venue if necessary.
- 4.3.5 The Classifiers are FEI Officials, and have the same status as other FEI Officials.

4.4 Competition Organiser Responsibilities

- 4.4.1 After the closing date of entries, the Organising Committee (OC) shall send to the Para-Equestrian Head Classifier a list of all Athletes, their nation, listed Profile Number and the Grade that they are entered. The list will be checked and returned to the OC, verifying those that are classified and a list of those that need to be classified, or re-examined. The compensating aids allowed for each rider will also be sent to the OC. This list should be circulated to the TD, Chief Steward and Judges.
- 4.4.2 The OC is responsible to schedule all necessary rider classifications to take place before the start of Competition. Forty minute periods should be designated for each appointment, with adequate meal times and breaks scheduled for the Classifiers. Athletes shall be sent the date and time of their scheduled classification appointment prior to the Event, or immediately upon their arrival at the Competition.
- 4.4.3 A clean, private examination room shall be made available for all classification appointments. The room shall be equipped with an examination bed with a pillow, four or five chairs, a table and stool, drinking water and a towel. The area shall be large enough to accommodate the Classifiers, the rider and the rider's representative.
- 4.4.4 An appropriate waiting area shall be provided near the examination room.
- 4.4.5 The Classifiers shall be assigned an Administrative Assistant. In addition to administrative duties such as photocopying, the Administrative Assistant shall ensure that Athletes arrive for their scheduled appointments and communicate with team Chefs d'Equipe if necessary, convey classification results to the OC as soon as possible, and arrange for Athletes to be assessed mounted, if required by the Classifiers.
- 4.4.6 A private area is to be provided nearby the Competition arena for the Classifiers (including the host nation's own Classifiers who wish to be present) to observe the Athletes in Competition and to discuss their Profile without being overheard.

For a rider to be assessed mounted, if required, the time and place are to be agreed upon by the rider, the OC, Chef d'Equipe, the Technical Delegate and the Classifiers. This is an assessment to confirm the result of the bench test; the rider's skill shall not be considered during this assessment.

5 ELIGIBILITY CRITERIA FOR PARA-EQUESTRIAN COMPETITION

5.1 Eligibility

All Athletes with a disability who intend to enter national or International Competitions must produce a certificate that states their full medical diagnosis. To be eligible each rider must have an impairment that leads to permanent and verifiable activity limitation.

All Athletes must be classified to compete in Para-Equestrian sanctioned Events. Those Athletes with a MINIMAL FUNCTIONAL DISABILITY must meet the Para-Equestrian criteria (See Base Line Scores) in order to compete in Para-Equestrian Events. "Classification is neither intended to be comprehensive nor to be all encompassing. Para-Equestrian classification is not by definition inclusive; it is exclusive. Therefore, there is no legal liability to classify everybody. To say someone is "not eligible or not classifiable" is not to say they are not disabled. The severity of the disability is not in doubt, but some disabilities do not fit into the classification system" (Michael Riding Chair IPC Classification Committee 2000)

In order to be eligible, a rider must have a medically diagnosed condition that causes a permanent impairment that can be measured objectively. Examples of conditions, diseases or disorders that may lead to permanent impairment are: paresis, amputation, partial to full joint, ankylosis, upper motor neurone lesions, loss of sight, intellectual disability. As the functional requirements of each discipline are different, an athlete may not meet the minimal eligibility criteria in one FEI discipline, but may be eligible to compete in another FEI discipline.

Findings such as minor soft tissue contracture, ligamentous instability, oedema, disuse atrophy, fatigue, as in Myalgic Encephalitis or fibromyalgia or symptoms such as pain and/or numbness, without other eligibility criteria listed above, shall not be considered a permanent physical disability. Of course these people may be quite disabled, but they are unclassifiable.

Those people who are not eligible because they are "unclassifiable" or do not meet the conditions for minimal functional disability are sometimes told they can compete at national Events as Profile 42. These people can compete in an open Competition if their National Federation organises such a Competition outside the 5 classes of a Para-Equestrian Competition.

5.2 Procedure for establishing the medical diagnosis

In most cases the Certificate of Diagnosis (p. 12) signed by the rider's General Practitioner is sufficient evidence of their impairment.

Classification by the profile system is being used to ensure fair Competition for all competitors. For stable conditions like amputations or deformities a single classification procedure is usually sufficient to assign a profile for life. Some conditions may be slowly progressive and competitors with such a condition may occasionally need a new classification. For a person with multiple sclerosis (MS) it is a completely different story. MS may fluctuate and therefore a competitor suffering from this disease needs to be classified more often (within six months of World Championships, Continental Championships and Paralympic Games). Thus, competitors with MS form the bulk of people that need to undergo repeated medical assessment because their impairment may vary with time. It is for that reason that the medical committee has decided to ask for very detailed information when a person with MS or other similar neurological conditions, such as head injuries, wants to compete in FEI Events. This medical information needs to be provided only once and will be handled with utmost care. It will be archived by the Head Classifier and confirmation of the diagnosis should be noted on official documents regarding Competition for people with a disability.

The necessary document is:

A signed document or letter written by a neurologist or other doctor specialised in neuroscience stating the diagnosis multiple sclerosis, the type of MS (i.e. relapsing remitting, primary progressive or secondary progressive type) and the date the diagnosis was made. In this document the results of cerebrospinal fluid (CSF) examinations, magnetic resonance imaging (MRI) scans and possible evoked potential (EP) results should be stated. Preferably the document should be written in English or be accompanied by an English translation.

The Para-Equestrian Classifiers understand the extra effort people with MS must exert to provide evidence of their condition, and this may not be pleasant, but we want people with fluctuating conditions to compete, therefore classification must be conclusive.

Failure to produce such evidence, or evidence which is not consistent with the results of the classification tests and observation during practice and/or Competition will render the rider "unclassifiable" or "not eligible".

5.3 Minimal disability criteria (MDC) for Para-Equestrian functional Profiles

1. Each rider must have more than 15% loss of power, range or coordination in any limb or the trunk. (See Base line scores)
2. Each rider must have a recognised medical condition that causes impairment which can be measured objectively. A symptom, such as lax ligaments or pain is not acceptable.

3. Some functional profiles are not eligible for certain equestrian disciplines
4. **When the following conditions exist with no other physical impairment,** the following conditions are not eligible for Para Equestrian sports:
 - a) wear and tear due to advancing age,
 - b) general debilitating disease,
 - c) obesity,
 - d) osteochondritis,
 - e) psychiatric conditions,
 - f) skin diseases,
 - g) haemophilia
 - h) epilepsy
 - i) respiratory conditions
 - j) fatigue as in fibromyalgia and myalgic encephalitis
 - k) vertigo or dizziness
 - l) internal organ dysfunction or absence
 - m) IBSA Class B3, and B4
 - n) Cardiac/circulatory conditions

6 PARA-EQUESTRIAN CLASSIFICATION PROTEST & APPEAL PROCEDURES

According to Article 1.7. of Annex I "Classification" of the RULES FOR PARA-EQUESTRIAN DRESSAGE EVENTS, 2nd Edition, effective 1st January 2010, this Article describes the Protest and Appeal procedures concerning the para-equestrian classification. These procedures are in compliance with Article 8 of the IPC Classification Code and IPC International Standard: Protest and Appeals (Edition November 2007).

SECTION 1: Protests

6.1 Protest

The term "Protest" as used in this Manual refers to the procedure by which a formal objection to an Athlete's Grade is made and subsequently resolved.

6.2 General principles for handling Protests

- 6.2.1. Protests should be only submitted by the FEI Head Classifier, FEI Chief Classifier, the President of National Federation (or President of the national organisation with authority in para-equestrian sport) or the Chef d'Equipe at the Event.

- 6.2.2. An Athlete's Grade should generally only be Protested once, with the exception of Protests submitted in Exceptional Circumstances (as set out in this Manual).
- 6.2.3. A Protest in respect of a Grade allocated by the FEI may only be resolved by the FEI.
- 6.2.4. Protests should be resolved in a manner that minimises the impact on Competition participation, and Competition schedules and results.
- 6.2.5. A Protest should, in principle, not be resolved by the Classification Panel that was involved in the allocation of the Grade that is being Protested , except if a Protest is submitted on a date 18 months or more after the most recent allocation of the Grade. In that case, the Classifiers involved with the original allocation may be part of the Protest Panel.

6.3 Submission of Protests

Protests shall generally be submitted during Competitions. For Out-of-Competition Protest refer to article 6.4.

6.4 Protest opportunities

- 6.4.1 The Grade Status that is allocated to an Athlete indicates the Protest opportunities that are available in respect of that Athlete's Grade. The Grade Status also indicates which parties may submit such a Protest.
- 6.4.2 The process by which Athlete Grade Status is allocated is detailed and explained in this Manual. Athlete Grade Status is indicated by the following designations (these may be amended from time to time according to the International Standard for Athlete Evaluation):
 - a) NEW (N): This designation indicates an Athlete who has not undergone classification in order to obtain a Grade for International Competition.
 - b) REVIEW (R): This designation indicates an Athlete who has undergone classification and has obtained a Grade for International Competition, but may require further evaluation according to the Classification Rules of the FEI.
 - c) CONFIRMED (C): This designation indicates an Athlete who has undergone classification and has obtained a Grade for International Competition, and does not require further evaluation according to the Classification Rules of the FEI.
- 6.4.3 Table 1 below indicates the Protests that are possible during Competitions and Out-of-Competition.
 - a) Athletes with Grade Status N may be Protested following completion of Athlete classification and allocation of Grade. Following the resolution of the Protest, the Athlete shall be designated:
 - (R) Review
 - (C) Confirmed Status
 - Ineligible to Compete

- b) Athletes with Grade Status R may be Protested following Athlete classification and allocation of Grade. Following the resolution of the Protest, the Athlete shall retain R status or be designated:
 - (C) Confirmed Status
 - Ineligible to Compete
- c) Athletes with Grade Status C may only be Protested by the FEI Head Classifier or by the FEI Chief Classifier under Exceptional Circumstances (see article 6.5.)
- d) The regulations with regard to Athletes with Grade Status "Ineligibility" are outlined in this Manual.

Table 1 Protests during Competitions and Out-of-Competition

ATHLETES CLASS STATUS	CAN BE PROTESTED BY PRESIDENTS OF NATIONAL FEDERATION, FEI CHIEF CLASSIFIER, ATHLETE'S CHEF D'EQUIPE OR AUTHORISED CLASSIFICATION REPRESENTATIVE	CAN BE PROTESTED BY FEI HEAD CLASSIFIER and/or FEI CHEIF CLASSIFIER
New (N)	YES	YES
Review (R)	YES	YES
Confirmed (C)	NO	NO ¹

6.5 Exceptional Circumstances

- 6.5.1. Exceptional Circumstances, for the purpose of this Manual, will arise if the FEI Head Classifier and/or FEI Chief Classifier believe that an Athlete's Confirmed Grade no longer reflects that Athlete's ability to compete equitably within that Grade.
- 6.5.2. Exceptional Circumstances may result from:
 - a) A change in the degree of impairment of an Athlete.

¹ Protest Lodged under exceptional circumstances (see article 6.5.)

- b) An Athlete demonstrating significantly less or greater ability prior to or during Competition which does not reflect the Athlete's current Grade.
 - c) An error made by the International accredited Para-Equestrian Classifier(s), which has led to the Athlete being allocated a Grade which is not in keeping with the Athlete's ability.
 - d) Grade allocation criteria having changed since the Athlete's most recent classification.
- 6.5.3. When New classified Athletes are classified internationally before the Competition, it may be found that the Athlete has been entered in the wrong Grade (lower). The Athlete can either compete on the Grade given by the International accredited Para-Equestrian Classifier or may stay in his entered Grade for the duration of the Competition. However, the Athlete may chose to ride in the higher Grade or he may ride in the Grade entered (lower than his/her International Grade) in which case the total of all the Judges' percentages will be reduced by 10 percentage points (example: if the total of all Judges percentage is 70% it will be reduced to 60%). Medals won by the Athlete will remain with the Athlete and he/she will appear on the scoreboard and results sheets. Only in very exceptional circumstances, when the wrong Grade has been determined because of the above could medal won by the Athlete be forfeited.
- 6.5.4. A Protest made in Exceptional Circumstances shall follow the same process detailed in Article 6.6.

6.6 Protest procedures

6.6.1. PROTEST SUBMISSION DURING COMPETITIONS

- 6.6.1.1. The FEI Head Classifier or FEI Chief Classifier is the person authorised to receive any Protest.
- 6.6.1.2. Protest must be submitted to the FEI Head Classifier or FEI Chief Classifier no later than 30 minutes before the start of the relevant Competition.
- 6.6.1.3. Protests must be submitted in English on the official Para-Equestrian Classification Protest Form. The information and documentation to be submitted with the Para-Equestrian Classification Protest Form should include, at minimum, the following:
 - a) The name, date and location of the Event/Competition.
 - b) Time of delivering the Protest.
 - c) The name, title, country and signature of the person submitting the Protest.
 - d) The name and nation of the Athlete whose Grade is being Protested.
 - e) Details of the Decision being Protested.
 - f) The reason for the Protest.
 - g) Any documents and other evidence to be offered in support of the Protest.
 - h) A fee of CHF 150 (one hundred fifty Swiss Francs)

- 6.6.1.4. Upon receipt of the Para-Equestrian Classification Protest Form, the FEI Head Classifier or FEI Chief Classifier shall conduct a review to determine whether all necessary information is included. If it appears to the FEI Head Classifier or FEI Chief Classifier that the Para-Equestrian Classification Protest Form has been submitted without all necessary information, the FEI Head Classifier or FEI Chief Classifier shall dismiss the Protest and notify all relevant parties.
- 6.6.1.5. If the Protest is accepted, the FEI Head Classifier or FEI Chief Classifier shall notify all relevant parties of the time and date for any subsequent Protest evaluation.

6.6.2. PROTESTS PANEL DURING COMPETITION

- 6.6.2.1. The FEI Head Classifier or FEI Chief Classifier shall appoint a Protest Panel to conduct an evaluation of the Athlete. The Protest Panel shall consist of at minimum the same number of Para-Equestrian Classifiers, of equal or greater level of certification, as those involved in the most recent allocation of the Athlete's Grade.
- 6.6.2.2. Members of the Protest Panel should ideally have had no direct involvement in the evaluation which led to the most recent allocation of the Athlete's Grade, unless the most recent evaluation took place more than 18 months prior to the Protest being submitted.
- 6.6.2.3. All documentation submitted with the Para-Equestrian Classification Protest Form shall be provided to the Protest Panel. The Protest Panel should conduct the Protest evaluation without reference to the Classification Panel, which allocated the Athlete's most recent Grade.
- 6.6.2.4. The Protest Panel may seek medical, sport or scientific expertise in reviewing an Athlete's Grade.
- 6.6.2.5. All relevant parties shall be notified of the Protest Decision in accordance with the International Standard for Athlete Evaluation of the International Paralympic Committee.

6.6.3. PROCEDURES FOR PROTESTS SUBMITTED OUT OF COMPETITION

- 6.6.3.1. Out of Competition means a Protest that is not submitted during Competition. Competition shall be deemed to be finished 30 minutes after the announcement of the final results of such Competition.
- 6.6.3.2. The FEI Head Classifier is the person authorised to receive any Protest.
- 6.6.3.3. Protests must be submitted in English on the official Para-Equestrian Classification Protest Form. The information and documentation to be submitted with the Para-Equestrian Classification Protest Form should include, at minimum, the following:
 - a. The name, title, country and signature of the person submitting the Protest.
 - b. The name and nation of the Athlete whose Grade is being Protested.

- c. Details of the Decision being Protested.
 - d. The reason for the Protest.
 - e. Any documents and other evidence to be offered in support of the Protest.
 - f. A fee of CHF 150 (one hundred fifty Swiss Francs)
- 6.6.3.4. Upon receipt of the Para-Equestrian Classification Protest Form, the FEI Head Classifier shall conduct a review to determine whether all necessary information is included. If it appears to the FEI Head Classifier that the Para-Equestrian Classification Protest Form has been submitted without all necessary information, the FEI Head Classifier shall dismiss the Protest and notify all relevant parties.
- 6.6.3.5. If the Protest is accepted, the FEI Head Classifier shall notify all relevant parties of the time and date for any subsequent Protest evaluation.

6.6.4. PROTEST PANEL FOR PROTESTS SUBMITTED OUT OF COMPETITION

- 6.6.4.1. The FEI Head Classifier shall appoint a Protest Panel to conduct an evaluation of the Athlete. The Protest Panel shall consist of at minimum the same number of Para-Equestrian Classifiers, of equal or greater level of certification, as those involved in the most recent allocation of the Athlete's Grade.
- 6.6.4.2. Members of the Protest Panel should have had no direct involvement in the evaluation which led to the most recent allocation of the Athlete's Grade, unless the most recent evaluation took place more than 18 months prior to the Protest being submitted.
- 6.6.4.3. All documentation submitted with the Para-Equestrian Classification Protest Form shall be provided to the Protest Panel. The Protest Panel should conduct the Protest evaluation without reference to the Classification Panel, which allocated the Athlete's most recent Grade.
- 6.6.4.4. The Protest Panel may seek medical, sport or scientific expertise in reviewing an Athlete's Grade.
- 6.6.4.5. All relevant parties shall be notified of the Protest Decision in accordance with the International Standard for Athlete Evaluation of the International Paralympic Committee.

6.7 The Protest "pathway"

The following section describe the various stages of a Protest conducted during Competition. They are intended to provide a recommended framework for the organisation and handling of a Protest.

Step 1. Pre-Competition Tasks

Communicate details on the Protest Procedures to all relevant NFs and NPCs
--

Distribute the template of the Para-Equestrian Classification Protest Form
Identify the means (who, when, to whom) by which Protests should be submitted

Step 2. Protest Submission in accordance with the Rules of the FEI
Para-Equestrian Classification Protest Form submitted by the appropriate person
Submission of all relevant documents and information in annex to the Para-Equestrian Classification Protest Form
Payment of the Protest Fee
All documents need to be submitted to the FEI Head Classifier or FEI Chief Classifier for the relevant Event/Competition

Step 3. Protest Submission Review by the FEI Head Classifier and/or FEI Chief Classifier

Step 4. Decision over the Protest Submission by the Head Classifier and/or FEI Chief Classifier
If rejected: Head Classifier and/or FEI Chief Classifier should notify the submitting party, explaining the reason(s) for rejection
If the Protest is accepted: proceed with step 5

Step 5. Preparation of Protest Resolution by the Head Classifier and/or FEI Chief Classifier
Appointment of a Protest Panel
Advise all relevant parties about when, where and how the Protest will be handled

Step 6. Protest Resolution by the Classification Panel

Review of all documentation and information

Conduction of the Protest evaluation

Allocation of the Athlete to a Grade

Advise to the Head Classifier and/or FEI Chief Classifier as to the resolution of the Protest

Step 7. Administrative follow-up

Head Classifier and/or FEI Chief Classifier will advise all parties involved as to the outcome of the Protest, providing, if so requested, a written explanation for its Decision

Communicate the Decision to the relevant FEI Sports Department to the Organiser and to all other relevant parties to ensure the continuation of the Event/Competition

Update Classification Master List

6.8 Protest procedure during the Paralympic Games

If applicable, the submission of Protests shall be in accordance with the provisions of the IPC International Standards of Protest and Appeals as amended by the Classification Guide for the relevant Paralympic Games. The IPC will detail procedures specific to timelines and venues at the relevant Paralympic Games.

SECTION 2: APPEALS

6.9 Appeals

- 6.9.1. The term "Appeal" as used in this Manual refers to a procedure by which a formal objection to the manner in which Classification procedures have been conducted is submitted and subsequently resolved.
- 6.9.2. The term "Appellant" as used in this Manual refers to the party submitting the Appeal on behalf of the athlete.
- 6.9.3. The term "Respondent" used in this Manual refers to the FEI, as being responsible for the procedures and Decision which are being appealed to.

6.10 Appeal Jurisdiction

- 6.10.1. An Appeal Body should consist of two FEI Classifiers and a member of FEI Para-Equestrian Technical Committee. The Appeal Body is appointed by the FEI. The FEI will also appoint the Chair of the Appeal Body.
- 6.10.2. An Appeal Body shall have jurisdiction to review Classification decisions in order to:
 - (i) Ensure that all appropriate Grade allocation procedures have been followed.
 - (ii) Ensure that all appropriate Protest procedures have been followed.
- 6.10.3. No Appeal Body shall have jurisdiction to review the merits of an allocation of the Grade or Grade Status. Under no circumstances shall the Appeal Body modify a Classification Decision by allocating an Athlete a new Grade and/or Grade Status.
- 6.10.4. The Appeal Body shall hear Appeals only in cases in which all other available remedies, including but not limited to Protest procedures, have been exhausted.

6.11 Appeal Submission

- 6.11.1. A Notice of Appeal must be submitted within 28 days of the Decision from which the Appeal arises, by submitting a Notice of Appeal to FEI. A Notice of Appeal should be submitted to the FEI by e-mail, fax or ordinary mail. The

FEI shall promptly transmit a copy of the Notice of Appeal to the opposing party.

6.11.2. Only the FEI Head Classifier, the President of the National Federation or the Chef d'Equipe has the right to submit an Appeal.

6.11.3. A Notice of Appeal must:

- a) Specify the party who is requesting the Appeal (the Appellant).
- b) Provide the name and nation of the Athlete whose Grade or Grade Status is the subject of the Appeal.
- c) Identify the Decision being appealed, by attaching a copy of the Decision (in writing) or briefly summarising it.
- d) Specify the grounds for the Appeal and in particular details of the error in procedure that is alleged to have taken place.
- e) Indicate what, or that all, remedies have been used to resolve the case.
- f) Identify all the documents, evidence and witnesses to be put forward in support of the Appeal.
- g) To the extent possible, identify the person or persons responsible for the Decision being appealed against ("the Respondent").

6.11.4. The Appeal must be accompanied by the fee of CHF 500 (Five hundred Swiss Francs). Proof of payment must be included in the Notice of Appeal.

6.12 Initial assessment

6.12.1. Upon receipt of a Notice of Appeal, the FEI shall conduct a review to determine whether all other available remedies have been exhausted by the party bringing the Appeal. If all other available remedies have not been exhausted, the FEI shall issue a written Decision dismissing the Appeal.

6.13 Appeal procedures

6.13.1 If all other available remedies have been exhausted, the FEI shall:

- a) Advise all relevant parties that an Appeal Body will be constituted for the purpose of hearing the Appeal.
- b) Send a copy of the Notice of Appeal and all documents, evidence and details of witnesses to the party named in the Notice of Appeal (The Opposing Party).
- c) Advise the Opposing Party that it must, within 28 calendar days of receiving the Notice of Appeal submit to the Appeal Body a list of all documents, evidence, and expert witnesses to be offered by the Opposing Party in relation to the Appeal.
- d) Set a Hearing location and date: The Appeal Body shall have the right, in its sole discretion, to conduct a Hearing live, by telephone conference or by video conference.

6.14 Appeal Hearing

- 6.14.1. The Appeal Body, all of whose members shall comply with and have signed a conflict of interest agreement, will comprise of no less than three individuals who have at no stage been involved with or informed of the dispute brought before the Appeal Body.
- 6.14.2. The Appeal Body may designate counsel to assist it in the Hearing.
- 6.14.3. The FEI, and the relevant parties shall have the right to be represented by counsel and if necessary to engage an interpreter.
- 6.14.4. Not more than two representatives of any party excluding the Athlete and any interpreter shall be entitled to participate in the Hearing.
- 6.14.5. Each party shall have the right to offer documentary evidence, to submit a hearing memorandum or brief, and (subject to the Appeal Body's discretion) to call witnesses.
- 6.14.6. Each Party should bear their own costs of the process.

6.15 Appeal Decision

- 6.15.1. The Appeal Body shall issue a written Decision resolving any Appeal after the Hearing. The Decision shall be provided to all parties, to the FEI and to the relevant National Federation(s). The Event organising committee shall be also informed about the outcome of the Appeal (in the case of Appeals conducted in connection with a Competition).
- 6.15.2. The Appeal Body shall either affirm the Decision appealed from or overrule the Decision. If the Decision is overruled, the Appeal Body's written opinion shall specify the procedural error committed and shall direct the appropriate party to reconsider the decision in a manner consistent with the Appeal Body's instructions
- 6.15.3. FEI shall be responsible for ensuring the Appeal Body's directives are followed in a timely manner.
- 6.15.4. Appeal decisions are final and are not subject to any further Appeal.

6.16 Confidentiality

- 6.16.1 Appeal proceedings are confidential. The parties and the Appeal Body shall not disclose facts or other information relating to the dispute or the proceedings to any person or entity excluding, to the extent necessary to prosecute or defend the Appeal:
 - (i) Employees or agents of a party.
 - (ii) Witnesses whose testimony may be offered on Appeal.
 - (iii) Counsel, consultants or interpreters engaged for purposes of the Appeal.

6.16.2 The Appeal Body may, in its sole discretion, require all persons who attend a Hearing to sign a statement agreeing to maintain the confidentiality of facts or information disclosed during the Hearing. Any individual refusing to sign such a statement may be excluded from the Hearing.

6.17 The appeal “pathway”

The following section describe the various stages of an Appeal-process. They are intended to provide a recommended framework for the organisation and handling of an Appeal.

Step 1. Pre-Competition Tasks

Communicate details on Appeal Procedures to all relevant NFs Identify the means (who, when, to whom) by which Appeals should be submitted

Step 2. Submission of a Notice of Appeal

Appeal Form submitted by the appropriate person

Submission of all relevant documents and information in annex to the Appeal Form

Payment of the Appeal Fee

All documents need to be submitted to the FEI

Step 3. Appeal Submission Review by the FEI

Step 4. Decision over the Appeal Submission by the FEI If rejected: FEI should notify the submitting party, explaining the reason(s) for rejection

If accepted: proceed with step 5

Step 5. Notification of all relevant parties

Step 6. Preparation of the Appeal Hearing

Set up of an Appeal Hearing Body
Notification of Appeal Hearing to all relevant parties

Step 7. Appeal Hearing

Step 8. Appeal Decision

Step 9. Administrative follow-up

FEI to communicate the outcome of the Appeal
Update Classification Master List (if applicable)
Review Classification Rules (if applicable)

6.18 Appeal procedure during the Paralympic Games

The Appeal Body for all Appeals submitted during a Paralympic Games shall be the IPC Board of Appeal (BAC). The IPC will be responsible for establishing the BAC in accordance with the IPC BAC Bylaws. The BAC will have jurisdiction over relevant Appeals that take place in the Paralympic Games.

6.19 Protests in Exceptional Circumstances

All Protests brought in Exceptional Circumstances should follow a similar process to the above except for obvious communication and notification revisions. Such Protests shall follow the process stipulated in the FEI classification rules.

7 CONSENT FOR CLASSIFICATION

Please complete in English:

I understand that I am applying for classification as a rider/driver within the FEI Para-Equestrian system.

The resulting classification is subject to review at any time particularly with certain diagnoses known to be variable in presentation.

For a rider/driver to be eligible to compete in Para-Equestrian Competitions, the rider/driver must be classified by an authorised, accredited Para-Equestrian Classifier. The Classifier will maintain the confidentiality of the personal/medical information given in the course of the classification.

Failure to cooperate with the Classifiers or failure to complete a classification will lead to ineligibility to compete in Para-Equestrian sanctioned Competitions.

If cooperation with the classification is impaired by pain, I have the option of continuing with the classification despite the pain, or discontinuing the classification and therefore becoming ineligible. I understand that every attempt will be made to minimize discomfort, but that the Classifiers cannot be held liable for any pain and suffering caused by the testing.

The following is an agreement by the rider/driver to undergo a functional classification test including a medical (bench) test and to be observed before and during Competition. Video evidence may be used.

I.....wish to be classified for Para-Equestrian Competition.

(PLEASE PRINT FULL NAME)

Have you ever applied for classification previously? Yes / No

If yes, where and when, and what was the Decision? _____

I understand that the Para-Equestrian classification process involves a medical (bench) test and observation at any time. I understand that to be classified I must be willing to take part in all portions of the tests and cooperate fully with the Classifiers.

I understand that to perform the medical (bench) test, the Para-Equestrian Classifiers must examine all movements and muscle groups. I agree to undertake these tests, and I agree that the Classifiers cannot be held liable for any pain and suffering I may experience in the course of the test.

Signature of Athlete/Driver

.....**Date**.....

Witness, Signature of

Guardian/Manager/Coach.....

The allocation of a profile of functional ability and classification for Para- Equestrian sport does not mean that the athlete's health is considered good enough to take part in sport. The athlete's own medical officer should be consulted if the health and condition are in doubt.

The rider has the right to Protest about their own classification within 6 hours of being notified of that classification.

8 CERTIFICATE OF DIAGNOSIS

The person below is required to undergo Para-Equestrian Classification to compete at National or International level of their chosen sport. To assist the classification process a confirmation of the medical diagnosis is required.

FULL NAME

ADDRESS.....

.....

TELEPHONE NUMBER..... DATE OF BIRTH.....

REGION/HOME/COUNTRY..... MALE OR FEMALE (delete one)

APPLICANT'S SIGNATURE.....

MEDICAL DETAILS

THIS SECTION TO BE COMPLETED BY A DOCTOR OF MEDICINE ONLY

NAME OF APPLICANT.....

DIAGNOSIS.....

ANY OTHER RELEVANT FACTORS, e.g. EPILEPSY, DIABETES, HEART DISEASE, HAEMOPHILIA.

I HEREBY CERTIFY THAT **I HAVE FOLLOWED THIS PATIENT FOR _____ YEARS AND CERTIFY THAT THE ABOVE NAMED PATIENT HAS THE DIAGNOSIS SPECIFIED ABOVE.**

SIGNATURE OF DOCTOR.....

PRINTED NAME.....

ADDRESS OF DOCTOR.....

.....

N.B. Information disclosed on this form will be dealt with according to the IPC code of ethics for classification.

The following guidelines can be given to the medical practitioner:

Para Equestrian Classification Diagnostic Information

Medical information is necessary for classifying a rider for International Competition.

This medical information should provide the results of tests which prove that the rider has a diagnosis of a medical condition which gives him/her the presenting physical symptoms.



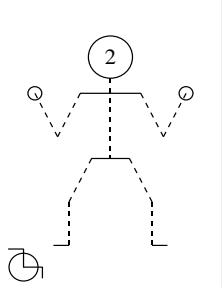
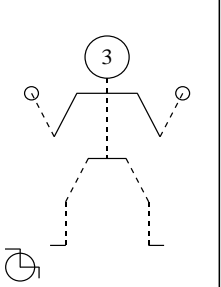
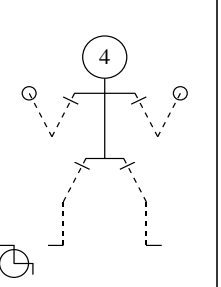

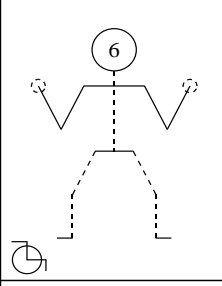

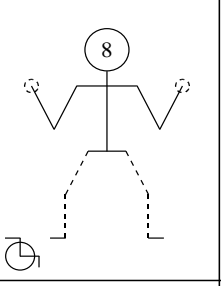


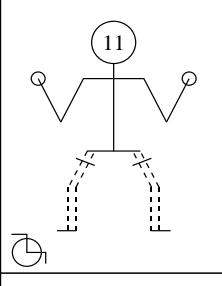

































Example: 1. A person with Multiple Sclerosis will have had tests such as MRI scans during the investigation to find the cause of the symptoms. The result of the tests and the letter from the neurologist stating the diagnosis is necessary.

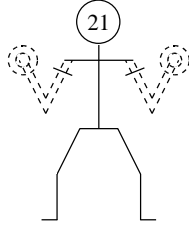
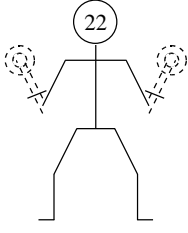




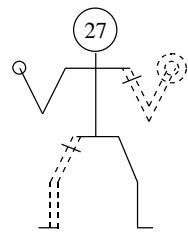
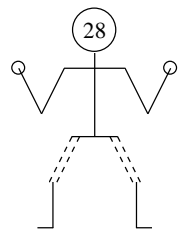
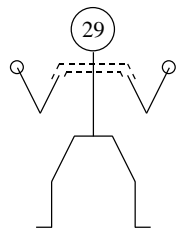

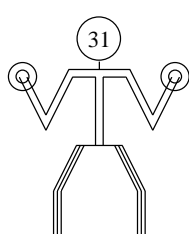
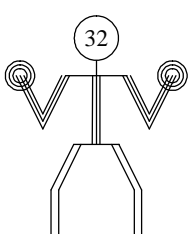
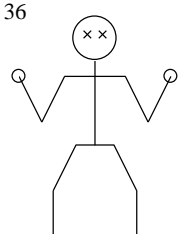


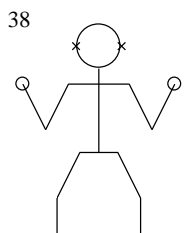



Example 2. When the peripheral nerves are damaged, there is muscle weakness or paralysis. It is necessary to provide results of the nerve conduction tests and the diagnosis made following a study of these tests by a neurologist or a neurophysiologist.

It is **unnecessary** to supply a letter stating the symptoms, such as weakness, pain, lack of sensation, inability to walk or perform certain actions etc. These limitations are assessed in the bench tests during the Para Equestrian Assessment and when riding etc.

For International assessment this information should be presented in English.

9 A GEOGRAPHICAL REPRESENTATION OF PROFILES

		A Graphical Representation										
												
												
												
												
<table border="0"> <tr> <td> Normal function or minimal disadvantage</td> <td> Absence of limb</td> <td> Severely Incoordinate</td> <td> Deformity</td> </tr> <tr> <td> Paresis</td> <td> Incoordinate</td> <td> Paresis or incoordinate</td> <td> Wheelchair user</td> </tr> </table>					 Normal function or minimal disadvantage	 Absence of limb	 Severely Incoordinate	 Deformity	 Paresis	 Incoordinate	 Paresis or incoordinate	 Wheelchair user
 Normal function or minimal disadvantage	 Absence of limb	 Severely Incoordinate	 Deformity									
 Paresis	 Incoordinate	 Paresis or incoordinate	 Wheelchair user									

21 	22 	23 	24 	25 
26 	27 	28 	29 	30 
31 	32 	36 xx  Blind	37a --  Partially Sighted	37b --  Partially Sighted
38 x x  Deaf	39  Learning Impaired	42 	48 	

— Normal function or minimal disadvantage + Absence of limb ≡ Severely Incoordinate - - - Deformity
 - - - Paresis ≡ Incoordinate = Paresis or incoordinate ♿

MEDICAL DEFINITIONS

Locomotor Impairment:	Profiles 1-31
Sensory Impairment:	Profiles 36-38
Intellectual Impairment:	Profile 39
Other Impairment:	Profile 42
Able Bodied:	Profile 48

- PROFILE 1:** FOUR LIMBS REDUCED IN FUNCTION. Severe spasticity, athetosis or paresis present in all limbs and trunk. Needs a powered wheelchair and personal assistant during daily life.
- PROFILE 2:** FOUR LIMBS REDUCED IN FUNCTION. Severe deformity, paresis or incoordination present in all limbs and trunk. Triceps non-functional against resistance, e.g. complete C5/6 lesion.
- PROFILE 3:** FOUR LIMBS REDUCED IN FUNCTION. Moderate deformity, paresis or incoordination present in all limbs and trunk. The finger flexors, extensors and intrinsics may be severely impaired, e.g. complete C6/7 lesion.
- PROFILE 4:** FOUR LIMBS REDUCED IN FUNCTION. Severe deformity, paresis, or absence of all limbs. Trunk less affected and sensation minimally affected.
- PROFILE 5:** FOUR LIMBS REDUCED IN FUNCTION. Moderate spasticity or athetosis present in all limbs and perhaps trunk. Can propel chair with difficulty, either with arms or legs.
- PROFILE 6:** FOUR LIMBS REDUCED IN FUNCTION. Minimal impairment in upper limbs, severe paresis or spasticity in lower limbs and trunk, e.g. complete C8/T1 lesion, or moderate wheelchair quadriplegic.
- PROFILE 7:** THREE LIMBS REDUCED IN FUNCTION. Severe deformity, paresis, spasticity, athetosis or absence of three limbs. Some trunk involvement. One limb may be only minimally affected, but use of a wheelchair is essential.
- PROFILE 8:** FOUR LIMBS REDUCED IN FUNCTION. Minimal paresis or spasticity in upper limbs, and moderate to severe spasticity or paresis of lower

limbs. Intrinsic muscles of hands may be severely affected. Trunk normal.

PROFILE 9: LOWER LIMBS AND TRUNK REDUCED IN FUNCTION. Severe spasticity, athetosis, or deformity present in lower limbs and trunk. Unable to balance when sitting unsupported. (T1 – T5).

PROFILE 10: LOWER LIMBS REDUCED IN FUNCTION. Severe spasticity, athetosis, deformity, or paresis present in both lower limbs. Moderate trunk involvement (T5 – T10)

10a: Unable to move outside t own base of support and total sensory loss below umbilicus,

10b: Able to move outside own base of support

PROFILE 11: LOWER LIMBS REDUCED IN FUNCTION. Moderate paresis, spasticity, athetosis or deformity present in both lower limbs and trunk. It may be possible for the athlete to stand or walk but uses a wheelchair for activities of daily living. (T10 – L3) Must have some power in hip flexors and extensors.

11a: Those with bilateral amputation, no prosthesis and residual limb less than 6" (15cm)

11b: Those defined in Profile 11 above.

PROFILE 12: FOUR LIMBS REDUCED IN FUNCTION. Severe paresis, spasticity, athetosis or deformity in all limbs and trunk. Able to walk in an unorthodox way. Balance and co-ordination grossly affected.

12a: spasticity or athetosis in all limbs and trunk.

12b: paresis or deformity in all limbs and trunk.

PROFILE 13: THREE LIMBS REDUCED IN FUNCTION. Moderate to severe paresis, spasticity, athetosis or deformity in three limbs. Trunk is affected. Balance in standing severely affected.

PROFILE 14: IPSILATERAL LIMBS REDUCED IN FUNCTION. Moderate to severe paresis, spasticity, athetosis or deformity in two limbs on the same side of the body. Trunk is usually involved.

PROFILE 15: IPSILATERAL LIMBS REDUCED IN FUNCTION. Slight to moderate paresis, spasticity, athetosis or deformity in two limbs on the same side of the body.

- PROFILE 16:** ONE UPPER LIMB REDUCED IN FUNCTION. Severe paresis, spasticity, athetosis or total absence of one upper limb.
- PROFILE 17:** TWO LOWER LIMBS REDUCED IN FUNCTION. Severe paresis, spasticity, athetosis or deformity of both lower limbs, but able to walk with two crutches or sticks.
- 17a:** No to poor functional pelvic movement. Unable to move out of base of support.
- 17b:** Fair to normal pelvic movement.
- PROFILE 18:** TWO LOWER LIMBS REDUCED IN FUNCTION. Severe paresis, spasticity, athetosis or deformity of one lower limb. Moderate to slight impairment of other lower limb.
- 18a:** No to poor functional pelvic movement. Unable to move out of base of support.
- 18b:** Fair to normal pelvic movement.
- PROFILE 19:** ONE LOWER LIMB REDUCED IN FUNCTION. Severe paresis, spasticity, athetosis or total absence of one lower limb.
- 19a:** Residual limb 6ins. (15cm.) or less.
- 19b:** Residual limb longer than 6ins (15cm.) Measured from greater trochanter.
- PROFILE 20:** TWO LOWER LIMBS REDUCED IN FUNCTION. Moderate to slight paresis, spasticity, athetosis or absence of part of both lower limbs.
- PROFILE 21:** TWO UPPER LIMBS REDUCED IN FUNCTION. Severe paresis, spasticity, athetosis, deformity or absence of both upper limbs.
- PROFILE 22:** TWO UPPER LIMBS REDUCED IN FUNCTION. Moderate to slight paresis, spasticity, athetosis, deformity or absence of part of both upper limbs.
- PROFILE 23:** ONE LOWER LIMB REDUCED IN FUNCTION. Moderate to slight paresis, spasticity, athetosis in lower limb or total absence of one lower limb below the knee.
- PROFILE 24:** ONE UPPER LIMB REDUCED IN FUNCTION. Moderate to slight paresis, spasticity, athetosis in upper limb, or total absence of one upper limb below the elbow.

PROFILE 25: FOUR LIMBS AND TRUNK REDUCED IN STATURE. Height of four foot three inches or below (129.5 cm)

PROFILE 26: FOUR LIMBS REDUCED IN FUNCTION. Moderate to slight paresis, spasticity, athetosis or deformity in all four limbs. Balance and gross co-ordination affected.

26a: moderate to slight spasticity or athetosis in all four limbs and trunk.

26b: moderate to slight paresis or deformity in all four limbs.

PROFILE 27: TWO CONTRALATERAL LIMBS REDUCED IN FUNCTION. Severe to moderate paresis, spasticity, athetosis, deformity or absence of opposite arm and leg.

PROFILE 28: TWO LOWER LIMBS REDUCED IN FUNCTION. Severe to moderate paresis or degeneration in both hips. Lower spine affected.

PROFILE 29: TWO UPPER LIMBS REDUCED IN FUNCTION. Severe to moderate paresis in both upper limbs.

PROFILE 30: TRUNK REDUCED IN FUNCTION. Severe to moderate paresis, or deformity in trunk or neck.

PROFILE 31: FOUR LIMBS REDUCED IN FUNCTION. Severe paresis, spasticity, athetosis or deformity in both lower limbs. Slight paresis, spasticity, athetosis or deformity in both upper limbs.

31a: Trunk also involved, having no or poor functional pelvic movement and. unable to move out of base of support.

31b: Trunk less involved with fair to good pelvic control.

PROFILE 32: FOUR LIMBS REDUCED IN FUNCTION. Severe paresis, spasticity, athetosis in both upper limbs. Slight paresis, spasticity, athetosis or deformity in both lower limbs.

PROFILE 33-35: AVAILABLE FOR THE INTRODUCTION OF NEW PROFILES

PROFILE 36: TOTALLY BLIND. No light perception in either eye, up to light perception but inability to recognise the shape of a hand at any distance or in any direction. See Appendix Two.

PROFILE 37a: PARTIAL SIGHT. From the ability to recognise the shape of a hand up to a visual acuity of 2/60 or visual field of less than 5 degrees. See Appendix two.

PROFILE 37b: PARTIAL SIGHT. From visual acuity above 2/60 up to a visual acuity of 6/60 or visual field of less than 20 degrees. See Appendix two.

PROFILE 38: DEAF. A loss of hearing of 50 decibels in the better ear at three frequencies, 500Hz, 1000Hz and 2000Hz.

PROFILE 39: Intellectual impairment. IQ less than 70. and classified by INAS-FMH See Appendix 1. Those with an intellectual impairment combined with a locomotor impairment can be allocated dual profiles. See Appendix One.

PROFILE 40-41: AVAILABLE FOR THE INTRODUCTION OF NEW PROFILES.

PROFILE 42: A DYSFUNCTION WHICH IS DIFFICULT TO MEASURE OR GRADE. The following conditions are covered by this profile:

Internal organ dysfunction or absence;

Wear and tear of joints due to advancing age;

Reflex Sympathetic Dystrophy unless there is permanent joint deformity and severe muscle wasting.

Fibromyalgia

Myalgic Encephalitis

Ehlers Danlos Syndrome unless there is objective measureable impairment.

General debilitating disease;

Obesity;

Osteochondritis;

Psychiatric conditions;

Skin diseases;

Haemophilia without locomotor dysfunction;

Epilepsy;

Learning disability (Mild)

PROFILE 43-47: AVAILABLE FOR THE INTRODUCTION OF NEW PROFILES

PROFILE 48: ABLE-BODIED PEOPLE.

10 TRAINER'S GUIDE TO PROFILES OF IMPAIRMENT

- PROFILE 1:** Almost no use in four limbs. Need to use an electric wheelchair, or be pushed in a manual wheelchair. Usually has very poor trunk control.
- PROFILE 2:** Almost no use in four limbs, but can bend elbows and just about push a manual wheelchair. May need to use an electric wheelchair for long distances. Has poor trunk control.
- PROFILE 3:** Wheelchair user with very poor balance and inability to grip and release objects. Has poor trunk control.
- PROFILE 4:** Almost no use in all four limbs, but good trunk control. Usually able to push a wheelchair in some way. Mainly use their seat to control the movement of the horse.
- PROFILE 5:** Wheelchair user with difficulty controlling the limbs when trying to perform any activity. Often has moderate trunk control.
- PROFILE 6:** Wheelchair user with poor trunk control and slightly weak hands, or lack of control in the arms.
- PROFILE 7:** Wheelchair user with good use in only one arm; may need to use an electric wheelchair if unable to push a manual chair. Difficulty with trunk control.
- PROFILE 8:** Wheelchair user with some control of trunk and slightly weak hands or arms. Difficulty with trunk control.
- PROFILE 9:** Wheelchair user with good use in arms, but only upper trunk control. Unable to perform a pelvic tilt. No lower trunk control (T1-T5).
- PROFILE 10:** Wheelchair user with good use of trunk and arms, but unable to use the hips to assist trunk movement. Difficulty with trunk control. (T5-T10)
- 10a:** Those who have serious balance problems, so are unable to move outside base of support.
- 10b:** Able to perform a pelvic tilt with difficulty, however are able to move outside their base of support.
- PROFILE 11:** Wheelchair user with good control of trunk, arms, and some control of hips. Good pelvic tilt. (T10-L3) May have both legs absent.

11a: Those with no prosthesis and with residual limb less than 6 " (15cm)

11b: Those with amputation and longer residual limbs and those described as Profile 11

PROFILE 12: All 4 limbs severely impaired, but able to walk. Fair to moderate trunk control.

12a: Severe difficulty controlling all four limbs when performing an activity.

12b: Severe deformity or weakness in all four limbs.

PROFILE 13: Able to walk, but has poor use of three limbs and usually uses a stick in the good hand. Trunk control varies; it is often fair to moderate.

PROFILE 14: Able to walk, but one side of the body is of little use; usually can balance unaided only on the good leg. The imbalance of the body makes it difficult to balance on the horse.

PROFILE 15: Able to walk, but one side of the body is minimally impaired. Although there is imbalance it is easier to balance on the horse than Profile 14 Athletes.

PROFILE 16: One upper limb absent or with little or no use.

PROFILE 17: Able to walk, but both lower limbs are severely impaired, acting more like props. May need crutches or sticks to walk.

17a: Very little or no functional use of pelvis. Unable to control the horse from the pelvis.

17b: Fair to good control of pelvis. Able to control the horse from the pelvis.

PROFILE 18: Able to walk, but one leg severely impaired, used like a prop, the other leg better but not normal.

18a: Very little or no function in pelvis. Unable to control the horse from the pelvis.

18b: Fair to good control of pelvis. Able to control the horse from the pelvis.

PROFILE 19: Able to walk, one leg severely impaired, used like a prop, other leg normal.

19a: An amputee who rides without a prosthesis. Residual limb 6 " (15cm) or less.

19b: Paresis or an amputee who rides with a prosthesis.

PROFILE 20: Able to walk and run but both legs impaired slightly e.g. a slight to moderate diplegic. (50% or less of the lower leg remaining)

PROFILE 21: Both arms severely impaired or may be absent.

PROFILE 22: Both arms slightly impaired or missing below the elbow, but able to grip reins with or without prosthesis. Base line scores will be used to determine if rider is eligible for FEI PE Competitions.

PROFILE 23: One leg slightly impaired or absent below the knee, (50% or less of lower leg remaining), can usually run if fit enough. Amputation through the forefoot is not eligible.

PROFILE 24: One arm slightly impaired, unable to grip rein with one hand. Base line scores will be used to determine if rider is eligible for FEI PE Competitions.

PROFILE 25: Very short stature due to extreme shortness of limbs. (i.e. achondroplasia) Height of four foot three inches or below (129.5 cm)

PROFILE 26 Mild impairment in all four limbs.

26a: Impairment of coordination in limbs and trunk

26b: Impairment of power or range

PROFILE 27: Opposite arm and leg severely impaired or absent.

PROFILE 28: Both hips impaired causing difficulty walking, usually a waddling gait. The hip impairment must be sufficient to cause poor or no pelvic control.

PROFILE 29: Both shoulders impaired.

PROFILE 30: Deformity or weakness of trunk.

PROFILE 31: Able to walk, but both legs severely impaired. Arms moderately to slightly impaired. Trunk control varies; it is often fair to moderate.

31a: Very little or no functional use of the pelvis

31b Fair to good control of the pelvis

PROFILE 32: Able to walk, both legs slightly impaired, arms severely impaired

PROFILE 33-35: Available for introduction of new profiles

PROFILE 36: Totally blind. (B1)

PROFILE 37: Visually impaired. See Appendix Two.

37a: Partially sighted (B2)

37b: Partially sighted (B3)

PROFILE 38: Hearing impaired.

PROFILE 39: Learning impaired. IQ below 70. See Appendix One (This is under review).

PROFILE 40-41: Available for introduction of new profiles

PROFILE 42: A non-specific impairment that is variable and difficult to measure or grade. For example: obesity, asthma, skin disease, epilepsy, haemophilia, wear and tear of joints due to advancing age, lack of, or problems with internal organs, pain caused by conditions which do not result in objective impairment, and general debilitating disease, Reflex Sympathetic Dystrophy. Fibromyalgia, ME and Ehlers Danlos Synrome unless there is objective measureable impairment.

PROFILE 43-48: Available for introduction of new profiles

PROFILE 48: Able bodied people.

11 DRESSAGE FOR ATHLETES WITH DISABILITIES

GRADE

PROFILES

Ia 1, 2, 3, 5, 7, 12a, 13

Mainly wheelchair users with impairment of all 4 limbs, may be able to walk with an unsteady gait, however trunk and balance are severely impaired

Ib 4, 6, 9, 10a, 11a, 12b, 31a

Mainly wheelchair users with poor trunk balance and or impairment of function in all four limbs, or no trunk balance and good upper limb function, or moderate trunk balance with severe impairment of all 4 limbs.

Grade Ia and Grade Ib may be combined (each rides own Grade Dressage test).-

II 8, 10b, 11b, 14, 17a, 18a, 27, 31b, 32

Mainly wheelchair users, or those with severe locomotor impairment involving the trunk and with good to mild upper limb function, those with severe arm impairment and slight leg impairment or severe unilateral impairment.

III 15, 17b, 18b, 19a, 21, 25, 26a, 28, 36, 39

Usually able to walk without support. Moderate unilateral impairment, or moderate impairment in four limbs, severe arm impairment. May need a wheelchair for longer distances or due to lack of stamina. Total loss of sight in both eyes, or intellectually impaired. Blacked out glasses or blind fold must be worn by Profile 36 Athletes.


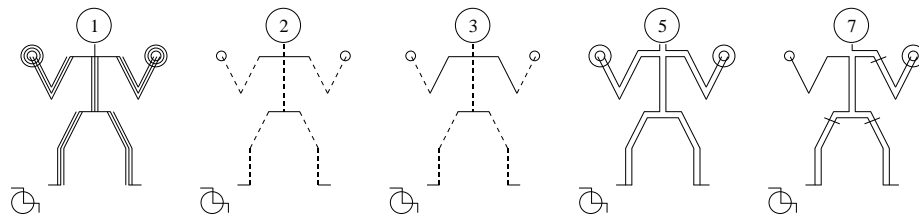
IV 16, 19b, 20, 22, 23, 24, 26b, 37a

Impairment in one or two limbs or some visual impairment.

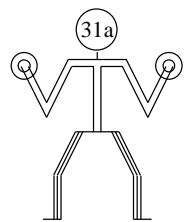
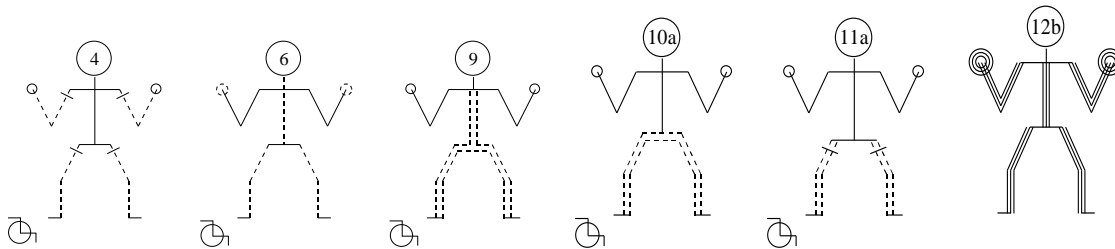
V Not eligible 29, 30, 37b, 38, 42, 48

12 DRESSAGE FOR ATHLETES WITH DISABILITIES - ILLUSTRATED

Grade Ia


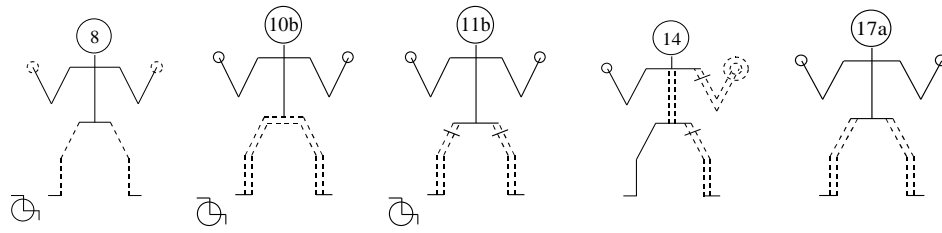


Grade Ib

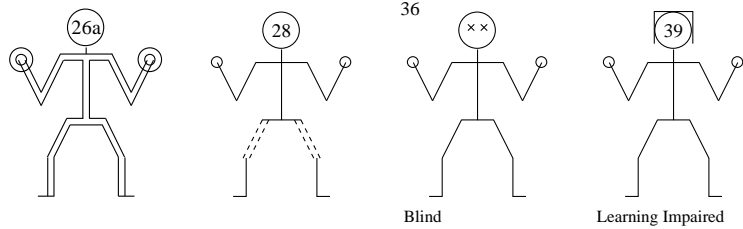
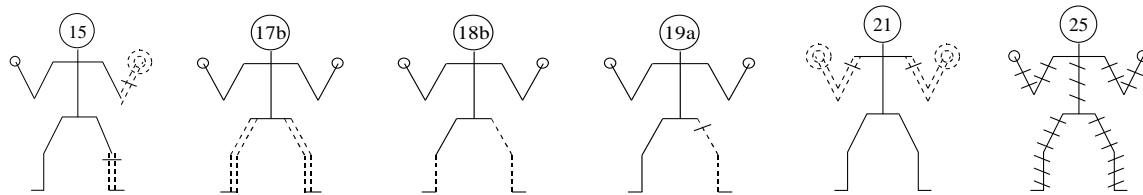


—	Normal function or minimal disadvantage	⊥	Absence of limb	---	Paresis or incoordinate
- - -	Paresis	≡	Incoordinate	///	Deformity
		≡≡≡	Severely incoordinate	⊗	Wheelchair user

GRADE II

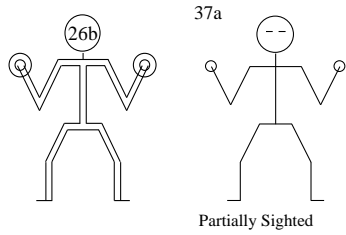



GRADE III



—	Normal function or minimal disadvantage	⊥	Absence of limb	≡≡≡	Paresis or incoordinate
- - -	Paresis	≡≡	Incoordinate	≡≡≡	Severely incoordinate
				≡≡≡	Deformity
				♿	Wheelchair user

GRADE IV



—	Normal function or minimal disadvantage	⊥	Absence of limb	≡≡≡	Paresis or incoordinate
- - -	Paresis	≡≡	Incoordinate	≡≡≡	Deformity
		≡≡≡	Severely incoordinate	♿	Wheelchair user

NAME:			
CLINICAL DIAGNOSIS:			
WHEELCHAIR	No •	Yes -	Electric • Manual •
STANDS USING EXTERNAL SUPPORT		Yes •	No •
SPECIFY- CRUTCHES, STICKS, AIDS ETC			
OTHER CONDITIONS			
ASTHMA	Yes •	No •	Comment:
EPILEPSY	Yes •	No •	
SPINAL DEFORMITY	Yes •	No •	
HEARING DISABILITY	Yes •	No •	
LEARNING DISABILITY	Yes •	No •	
ANY OTHER RELEVANT INFORMATION:			
VISUAL IMPAIRMENT	CLASS B1 TOTALLY BLIND		•
	CLASS B2 PARTIALLY BLIND		•
	CLASS B 3 PARTIALLY BLIND		•
STATIC BALANCE	Sitting	Standing	Comment:
NORMAL	<input type="checkbox"/>	<input type="checkbox"/>	
SLIGHT IMPAIRMENT	<input type="checkbox"/>	<input type="checkbox"/>	
MODERATE IMPAIRMENT	<input type="checkbox"/>	<input type="checkbox"/>	
NO BALANCE	<input type="checkbox"/>	<input type="checkbox"/>	
DOMINANT HAND	LEFT •	RIGHT •	
CO-ORDINATION TESTS			
	L	R	X
TEST 1: FINGER-NOSE BELOW SHOULDER			7
TEST 2: REPETITIVE PRONATION/SUPINATION			2
TEST 3: WRIST FLEX/EXT IN MID PRON/SUPINATION			3
TEST 4: FINGER - THUMB			4
TEST 5: PELVIC ROCKING FORWARD/BACK			
TEST 6: PLACING HEEL ON FOUR SPOTS PLACING TOES ON FOUR SPOTS			8
TEST 7: TAPPING FEET CIRCUMDUCTION OF THE ANKLE			4
TOTAL SCORES			
CALCULATED SCORE			Use lowest score from power, range or co-ordination
MAXIMUM SCORE	80 - LUL 70 - LLL	40 - neck 60 -trunk	

AVERAGE R.O.M FOR REFERENCE	POWER 0-5		RANGE 0-5		CO-ORD	
	L	R	L	R	L	R
NECK	0-20 FLEXION-20 F					
	0-20 EXTENSION					
	SIDE FLEXION					
	0-90 ROTATION					
SHOULDER	0-10 RETRACTION				TEST 1	
	0-60 FLEXION					
	0-10 ABDUCTION					
	0-45 EXT.ROTAT.					
ELBOW	0-30 INT.ROTAT.				TEST 2	
	45-90 FLEXION					
	90-45 EXTENSION					
	MID PRONATION					
WRIST	MIDSUPINATION				TEST 3	
	0-30 FLEXION					
	0-50 EXTENSION					
	0-10 RADIAL DEV					
FINGERS	60-90 FLEXION				TEST 4	
	90-60 EXTENSION					
	INTRINSICS					
	0-60 OPPOSITION					
THUMB	0-60 OPPOSITION				TEST 6	
	0-30 THOR. FLEX.					
	0-30 THOR. EXT					
	0-20 SIDE FLEX.					
TRUNK	0-45 ROTATION				TEST 7	
	0-5 POST TILT					
	0-5 ANT TILT					
	0-45 FLEXION					
PELVIS	EXTENSION				TEST 7	
	0-40 ABDUCTION					
	ADDUCTION					
	0-15 EXT. ROTAT.					
HIP	0-15 INT. ROTAT.				TEST 7	
	0-45 FLEXION					
	45-0 EXTENSION					
	0-15 INT. ROTN.					
KNEE	0-25 EXT. ROTAT.				TEST 7	
	0-20 DORSIFLEX					
	0-20 P.FLEX					
	0-15 INT.ROTAT.					
FOOT	0-15 EXT. ROTAT.				TEST 7	
	0-15 EXT. ROTAT.					

13 METHOD OF ASSESSMENT

The locomotor impairment is measured on a 0-5 scale, and recorded on the International Para Equestrian Assessment Card (IPEAC). It is necessary to measure and **record only the relevant impairment**, whether power, range, or coordination. For example: impairment of power is measured for complete spinal lesions, impairment of range is measured for those with congenital deformities, impairment of coordination for those with cerebral palsy, or head injuries. A combination of power and coordination may be used for neuromuscular conditions, then using the lowest score to calculate the profile. Increments of 0.5 may be used in the following scoring methods.

Impairment of sight, hearing, or learning can also be recorded on the card, but the relevant form for visual or intellectual impairment must also be completed. (Appendix Two).

13.1 Muscle Testing (Power scale)

- | | | |
|---|---|--|
| 0 | - | Total lack of voluntary contraction |
| 1 | - | Faint contraction without any movement of the limb (trace, flicker) |
| 2 | - | Contraction with very weak movement through full range of motion when gravity is eliminated (poor) |
| 3 | - | Contraction with movement through the complete joint range against gravity |
| 4 | - | Contraction with full range movement against gravity and some resistance (good) |
| 5 | - | Contraction of normal strength through full range of movement against full resistance. |

(Daniels and Worthingham 1980)

13.2 Joint Range Scale

- | | | |
|---|---|---------------------------------|
| 0 | - | No movement possible |
| 1 | - | Less than 25% movement possible |
| 2 | - | 25% range of movement possible |

- 3 - 50% range of movement possible
- 4 - 75% range of movement possible
- 5 - 100% range of movement possible

(Blomquist1985)

13.3 Co-ordination scale

- 0 - Activity impossible
- 1 - Severe impairment; only able to initiate activity without completion
- 2 - Severe impairment; able to accomplish the activity but in a very unorthodox way
- 3 - Moderate impairment; able to accomplish the activity, movements are slow, awkward and unsteady
- 4 - Minimal impairment; able to accomplish the activity with slightly less than normal speed and skill.
- 5 - Normal performance

(O'Sullivan, Cullen and Smith 1981)

Coordination Testing

The Coordination scale is generally used for those with a neurological condition such as Cerebral Palsy or head injury, where muscle testing or joint range of motion does not give a true picture of the impairment. Fine coordination is recorded as an overall score for each limb.

One side is tested at a time.

Examiner may demonstrate the movement for the athlete.

Athlete is given a chance to practice the movement for several trials and then, for testing, is asked to repeat the movements several times slowly and then as quickly as they are able.

Athletes are dressed as they would be for training including boots as applicable. However, removing clothing/orthotics such as shoes/socks is acceptable if the examiner is unable to assess otherwise.

Testing

1. Test either muscles or range of movement for neck

Flexion, Extension, Side flexion, Rotation

2. Finger-Nose Test

The examiner holds their index finger out below athlete's shoulder level. Athlete brings their finger to their own nose and then reaches to the examiner's finger. This is repeated for several trials with the examiner moving their finger several inches either direction forcing the athlete to reach into several different areas in front of themselves. All touches occur below shoulder level. This test is for assessing coordination of shoulder movement. Score goes under 'test 1'

3. Repetitive pronation/supination

The athlete touches their own thigh with the forearm pronated (slap the thigh with palm down) and then supinated (palm up). They are asked to repeat this motion several times slowly and then as fast as they are able. R hand to R thigh; L hand to L thigh.

Score goes under 'test 2'

4. Wrist Flexion/Extension in mid pronation/supination

The athlete places their forearm in neutral position between pronation/supination (thumbs up). The athlete alternates between wrist flexion and extension. Fingers can be open or closed.

Score goes under 'test 3'

5. Finger – Thumb

Athlete touches their thumb and index digit, then thumb and long digit, thumb and ring digit, thumb and little digit, then repeats this sequence. It is acceptable to reverse the order (thumb to fourth, then third then first digits) prior to repeating the sequence, as long as the sequencing is consistent.

Score goes under 'test 4'

6. Trunk

Either muscle test or range of movement for thoracic flexion, thoracic extension, thoracic side flexion, thoracic rotation, test upper flexion and extension and score as follows:

5 – Good; 4 – Slightly affected; 3 or 2 – Moderately affected; 1 or 0 – none

Test side flexion by sitting in neutral tilt with arms out to the side, then ask the athlete to move the upper body sideways away from the mid-line.

Test rotation by sitting with arms out to the side, then ask the athlete to rotate to either direction.

7. Pelvic Rocking forward/Back

Sitting unsupported, movement of pelvis forward and backwards alternating quickly.

Score goes into pelvis section. Use muscle test as well as coordination, and take the lowest score. When testing pelvic control for someone with Cerebral Palsy in particular, test with hips at 45 degrees flexion perched on high seat, or in crook lying on bed. (An athlete with Cerebral Palsy with flexion deformity may be able to pelvic tilt at 90 degrees hip flexion, but not when in the riding position.)

**8. Placing Heel on Four Spots
Placing Toes on Four Spots**

Athlete is sitting in a chair and is asked to touch 4 spots in a pattern of an A4 sheet of paper situated on the floor. A grid or markers are used to delineate the oblong visually. The athlete touches in a sequential manner in either direction as quickly as they can. First is touching with the heel, next is touching with the toes. Score is an average between the performance of the two motions. This tests hip and knee movement

Score goes under 'test 6'.

9. Tapping of feet and circumduction of ankle

Athlete is asked to tap their foot (ankle dorsiflexion followed by dropping of the forefoot) as quickly as they can. For circumduction, the athlete is asked to make a circle with the forefoot. Heel may be supported. Score goes under 'test 7'

Balance Testing

STATIC BALANCE: Test in sitting and in standing by rhythmic stabilization. Can score as follows:

Good – 5 Slightly affected – 4 Moderately affected – 3 or 2 None – 1 or 0

DYNAMIC BALANCE : Test in sitting on edge of bed with feet supported (if possible). Score on either power, range **or** coordination column on assessment card.

Alternative ways of testing trunk.

Test pelvic tilt. Score as for static balance (5-0) in right and left columns.

Test upper flexion and extension. Score as for static balance (5-0) in right and left columns.

Test side flexion by sitting in anterior tilt with arms out to the side, then moving the upper body sideways away from mid line. Score as for static balance (5-0) in right and left columns.

Test rotation by sitting with arms out to the side, then rotating the body each way. Score as for static balance (5-0) in right and left columns.

Coordination of the trunk and neck can be tested by repeating the movement and measuring the quality of movement on the 0-5 coordination scale.

14 DECIDING THE PROFILE

On completion of the assessment, the Illustrations should be studied. Wheelchair competitors are illustrated as Profiles 1 through 11; Standing competitors are illustrated as Profiles 12 through 32. Decide on the nearest illustration, the medical definition (Page 15) should be read to confirm the choice. In all cases the score should be calculated. The profile number nearest to the competitors' presenting dysfunction is pencilled in on the card (put an alternative if uncertain e.g., Profile 14 or 15). In difficult cases, the Decision is left to a panel of three, which should include a technical delegate or other FEI Official (or the national governing body in the case of national assessments).

In particular cases, the competitor may need to be observed before, and during Competition. In some cases, the International profile given by the chief Classifier or medical working group may be different from that estimated by national Classifiers. This is because Athletes are continually assessed by observation. Clarification of the reason for allocation of a different profile can be obtained from the International Para Equestrian Chief Classifier or the PE head Classifier.

A certificate of diagnosis completed by the rider's GP or Specialist must be brought to the classification session. If the impairment is obvious, such as where there is a missing limb(s), it is not necessary to produce a certificate of diagnosis, but the assessor must check length of residual limb.

Competitors may be given two profiles. This means that they have more than one type of impairment, and the more severe impairment dictates the Grade at which they compete. For example, Profile 36 + 20 is a totally blind (P36) mild diplegic (P20), and would compete at Grade III. A person with epilepsy or asthma (P42) with a physical disability such as hemiplegia (P14) would be eligible to compete as Profile 14, Grade II rather than P42 (Grade V).

These are examples of dual profiles. This table should be consulted when deciding the Grade for dual profiles. If the combination of profiles is not in the above list, contact the PE Head Classifier who will consult with other International Classifiers and technical Officials to determine the Grade.

PROFILE 21+ 30	=	Grade III
PROFILE 37A+ 26 a + 39	=	Grade III
PROFILE 16+ 30+24	=	Grade III
PROFILE 15 + 23	=	Grade III
PROFILE 37a + 38	=	Grade III
PROFILE 19b + 24	=	Grade III
PROFILE 36 + 38	=	Grade III
PROFILE 17b + 16	=	Grade II
PROFILE 16 + 23	=	Grade III
PROFILE 18b + 24	=	Grade II
PROFILE 20 + 24	=	Grade III
PROFILE 20 +22	=	Grade III
PROFILE 14 + 15	=	Grade 1b
PROFILE 17b + 22	=	Grade II
PROFILE 11 + 24	=	Grade Ib
PROFILE 18b + 14	=	Grade II

PROFILE 14 + 24	=	Grade II
PROFILE 19b + 21	=	Grade II
PROFILE 16 + 24	=	Grade III
PROFILE 23 + 24	=	Grade IV
PROFILE 17b + 36	=	Grade II

15 DETERMINING BASE LINE SCORES

The base line scores are calculated by adding up the scores for each limb, trunk and neck. The scores were evaluated from the collection of data over a 4 year period. The base line scores for each profile are listed on the next page. The scores are not recorded as a flat single dimensional number, but as a cluster of six numbers.

The maximum score for each arm is 80.
 The maximum score for the neck is 40
 The maximum score for the trunk is 60
 The maximum score for each leg is 70

Thus an unimpaired body can be represented in the following way:

left arm - neck - right arm displayed as 80-40-80
 left leg - trunk - right leg displayed as 70-60-70

Thus a severe left hemiplegic score for co-ordination could be:

40-40-80 Profile 14
 40-50-70

This method of recording the score has more meaning than a flat score of 320 out of 400. A paraplegic could also score 320, but the impairment would be in a different part of the body. For example:

80-40-80 Profile 11
 30-60-30

The measurement of the impairment is recorded at the clinical assessment (bench test). It is essential that all competitors are observed at regional, national and International Events by medical assessors and sports technicians. If a competitor appears to be incorrectly categorised, the profile should be checked by comparison with the information recorded on the assessment card. If the competitor is observed to be using parts of the body which appeared impaired on clinical assessment, but that rider does not comply with the functional description of that group of competitors, the profile and thus Grade can be changed by two observers, provided they are both International Classifiers (or national Classifiers at a national Competition if appropriate). All observation comments must be recorded on the card, endorsed by the signatures of the observers. Base-line scores should only be used by people who have attended a Profile System Workshop, as sanctioned by FEI.

BASE LINE SCORES FOR EACH PROFILE

Maximum score is: 80-40-80
 70-60-70

Maximum score allowed for each part of the body using 15% loss of impairment:

Neck 34	Upper limbs 68
Trunk 50	Lower limbs 60

Maximum score allowed for each profile

PROFILE 1	35-40-35 25-20-25	PROFILE 13	80-40-50 45-50-45	PROFILE 24	80-40-68 70-60-70
PROFILE 2	45-40-45 20-30-20	PROFILE 14	80-40-48 70-40-40	PROFILE 25	60-40-60 50-60-50
PROFILE 3	55-40-55 20-30-20	PROFILE 15	80-40-68 70-50-60	PROFILE 26a	68-40-68 60-50-60
PROFILE 4	45-40-45 30-50-30	PROFILE 16	80-40-30 70-60-70	PROFILE 26b	68-40-68 60-60-60
PROFILE 5	45-40-45 40-50-40	PROFILE 17a	80-40-80 40-40-40	PROFILE 27	80-40-30 30-60-70
PROFILE 6	68-40-68 20-30-20	PROFILE 17b	80-40-80 40-60-40	PROFILE 28	80-40-80 50-50-50
PROFILE 7	80-40-45 45-50-45	PROFILE 18a	80-40-80 60-40-15	PROFILE 29	50-40-50 70-60-70
PROFILE 8	68-40-68 45-60-45	PROFILE 18b	80-40-80 60-60-30	PROFILE 30	80-40-80 70-50-70
PROFILE 9	80-40-80 20-30-20	PROFILE 19a	80-40-80 70-60-15	PROFILE 31	68-40-68 45-40-45
PROFILE 10a	80-40-80 20-40-20	PROFILE 19b	80-40-80 70-60-30	PROFILE 31b	68-40-68 45-50-45
PROFILE 10b	80-40-80 20-50-20	PROFILE 20	80-40-80 60-60-60	PROFILE 32	48-40-48 60-50-60
PROFILE 11	80-40-80 30-60-30	PROFILE 21	30-40-30 70-60-70		
PROFILE 12	50-40-50 45-40-45	PROFILE 22	68-40-68 70-60-70		
PROFILE 12b	50-40-50 45-50-45	PROFILE 23	80-40-80 70-60-60		

[Minimal Impairment has been removed from here. It has been moved to 5.3]

16 PARA EQUESTRIAN COMPENSATING AIDS FOR PE AND SOME OPEN COMETITIONS

All Athletes should be encouraged to ride with as few aids as possible. This list has been compiled to maintain consistency in describing the aids.

The Classifiers record the standard aids on the ID card. However, if a rider has a unique aid, they are instructed in writing to show the aid to the TD or steward for confirmation of the use of that aid.

PROFILE 1 -6: Hand hold or neck strap, rubber bands to stirrup, strap from stirrup leather or stirrup to girth, loop reins, raised pommel and /or cantle away from the body, salute with head only, 1 or 2 whips, use of voice, seat saver, no stirrups, Enclosed stirrups. May ride with one hand only.

PROFILE 7 As above, and connecting rein bar. Rides with one hand only.

PROFILE 8 Hand hold, Rubber bands to stirrup, strap from stirrup leather or stirrup to girth, may need loop reins. 1 or 2 whips, salute with head only, use of voice, seat saver, one or no stirrups. Enclosed stirrups.

PROFILE 9 Hand hold, rubber bands to stirrup, strap from stirrup leather or stirrup to girth, raised pommel and/or cantle away from the body, 1 or 2 whips, salute with head only, use of voice, seat saver, no stirrups, enclosed stirrups.

PROFILE 10 Hand hold, rubber bands to stirrup, strap from stirrup leather or stirrup to girth, raised pommel and or cantle away from the body, 1 or 2 whips, salute with head only, use of voice, seat saver, no stirrups, stirrups, enclosed stirrups.

PROFILE 11 Hand hold, Rubber bands to stirrup, strap from stirrup leather or stirrup to girth, 1 or 2 whips, use of voice, seat saver, no stirrups, enclosed stirrups.

PROFILE 12 Hand hold, rubber bands to stirrup, strap from stirrup leather or stirrup to girth, loop reins, connecting rein bar, salute with head only. 1 or 2 whips, use of voice, seat saver, no stirrups, enclosed stirrups.

PROFILE 13 Hand hold, rubber bands to stirrup, strap from stirrup leather or stirrup to girth, loop reins, raised pommel and or cantle away from the body, salute with head only, use of voice, seat saver, no stirrups, one or two whips enclosed stirrups. Rides with one hand only.

PROFILE 14 Hand hold, rubber bands to stirrup, strap from stirrup leather or stirrup to girth, connecting rein bar, no stirrup, salute with head only, seat saver, whip, use of voice, enclosed stirrups. Rides with one hand only.

PROFILE 15 Hand hold, rubber bands to stirrup, connecting rein bar, loop reins, salute with head only, use of voice, seat saver, enclosed stirrups.

PROFILE 16 Hand hold, connecting rein bar, salute with head only. Rides with one hand only.

PROFILE 17a Hand hold, rubber bands to stirrup, strap from stirrup leather or stirrup to girth, 2 whips, salute with head only, use of voice, seat saver, no stirrups, enclosed stirrups.

PROFILE 17b Hand hold, rubber bands to stirrup, strap from stirrup leather or stirrup to girth, 2 whips, salute with head only, seat saver, no stirrups, enclosed stirrups.

PROFILE 18a Hand hold, rubber bands to stirrup, strap from stirrup leather or stirrup to girth, salute with head only, 2 whips, use of voice, seat saver, no stirrups, enclosed stirrups.

PROFILE 18b Hand hold, rubber bands to stirrup, strap from stirrup leather or stirrup to girth, salute with head only, 2 whips, seat saver, no stirrups, enclosed stirrups.

PROFILE 19a Hand hold, rubber bands to stirrup, 1 or no stirrups, seat saver, 1 whip.

PROFILE 19b Rubber band to stirrup, strap from stirrup leather or stirrup to girth, seat saver, 1 whip, enclosed stirrups.

PROFILE 20 Rubber bands to stirrup, 1 or 2 whips, enclosed stirrups.

PROFILE 21 Looped reins, reins through ring attached to saddle, salute with head only.

PROFILE 22 Looped reins, if arms are very short allowed reins through ring attached to saddle, salute with head only.

PROFILE 23 Rubber bands to stirrup, 1 whip

PROFILE 24 Looped reins, salute with head only. May ride with one hand only.

PROFILE 25 Looped reins, 1 or 2 whips, salute with head only.

PROFILE 26a Hand hold, rubber bands to stirrup, salute with head only, 1 or 2 whips, enclosed stirrups

PROFILE 26b Hand hold, rubber band to stirrups, salute with head only, 1 or 2 whips, enclosed stirrups

PROFILE 27 Hand hold, connecting rein bar, salute with head only, only one or no stirrups, seat saver, use of voice, one whip, enclosed stirrups Rides with one hand only.

PROFILE 28 2 whips, seat saver, salute with head only, enclosed stirrups

PROFILE 31 Hand hold, rubber bands to stirrup, strap from stirrup to leather or stirrup to girth, salute with head only, 1 or 2 whips, seat saver, use of voice, no stirrups, enclosed stirrups

PROFILE 32 Hand hold, rubber bands to stirrup, strap from stirrup to leather, or stirrup to girth, salute with head only, 1 or 2 whips, seat saver, voice, enclosed stirrups

PROFILE 36 (B1) Callers at letters (one inside arena), commander allowed.
N.B. When riding in Grade III, these Athletes must wear a PE approved blindfold, blacked out glasses or blacked out swimming goggles when training at the Competition venue and while competing.

PROFILE 37a (B2) One caller to call letters only,.

All Visually Impaired Athletes must wear an arm band to indicate lack of light during practice and Competition.

PROFILE 39 Commander allowed.

COMMANDERS. (8430.15) Only those Athletes with intellectual impairment, visual impairment (B1) or following head injury leading to short term memory loss, may have a commander to read their tests. In every case a psychological assessment is needed and supporting evidence supplied. See Appendix 7. All commanders must be supervised by a steward.

SIDE SADDLE

All Athletes may ride side saddle with the leg(s) to the left or right side.

AN IMPAIRED ARM

When a rider is unable to use an impaired arm, it may be strapped to the body, or worn in a sling.

SALUTE. For Para Equestrian Competitions, hats must not be removed at the salute, and contact must be maintained on the reins. If necessary, the rider may salute with the head only. In Competitions for able-bodied Athletes, only those Athletes whose PE. ID Cards state that they may salute with the head only, may do so.

VOICE. (Art. 8418.3) For all IPE Competitions, Athletes in Grade Ia, Grade Ib and Grade II may use their voice as an aid, provided that they do so in moderation. In Competitions for able-bodied Athletes, only those Athletes who have this noted on their FEI PE ID Card may use their voice. Athletes in Grade III and Grade IV may only use their voice if it is stated on their FEI PE ID card.

WHIPS (Art. 8428-6) For Para Equestrian Competitions, one or two whips of max 120 cm may be carried if required. The use of the whip(s) must be stated on the IPEE PE ID Card

For all Competitions, whips may only be carried by Athletes who are able to control their hand movements.

At the salute, the rider must either carry the whip(s) in the non-saluting hand, or salute with the head only.

SPURS are optional for Para Equestrian Competitions. See (Art 8427- 1.8) In all Competitions, spurs may only be used by Athletes able to control their leg movements. In those Competitions for able-bodied Athletes where spurs are compulsory, Athletes who cannot control their leg movements should have this noted on their FEI PEID Card. Apply to Para Equestrian ID card officer for any necessary alteration.

STIRRUPS These may be enclosed to prevent the foot from sliding through the stirrup. If the rider uses no stirrup, this must be recorded on the ID card.

DEAFNESS An instructor is allowed to relay instructions to the rider from the judge during the Competition by sign language.

SADDLE

No saddle must be deeper in the seat than 12 centimetres (with the seat pressed down) measured from the middle of a line from the top of the pommel - to the top of the cantle.

The highest point of a fixed handle (if allowed) must be no higher than 10 centimetres above the highest point of the pommel. No handle must be any wider across the pommel than 30 centimetres.

Any other modification must be supported by photographs and submitted to the NF who will submit them to FEI.

Rings on saddle to alter angle of reins to mouth of horse are only allowed for those with "hands" that can only be held at nipple line or above. Rings must be loose, and not fixed. (Art. 8428 7.2

VELCRO See Art 8428 7.4-7.6 in the PE Rules..

The FEI Para Equestrian Card Identity Card (FEI PE ID card) recording the permitted compensating aids must be carried by the rider at all Para Equestrian Competitions in which they are entered. It is also available to be used by the rider to enter able-bodied FEI governed Competitions permitting the use of the sanctioned compensating aids listed on the card. Permission to use compensating aids in national Competitions run under national or FEI rules must be sought from the rider's own National Equestrian Federation (NF) where necessary. The rider's own NF may give permission to the rider to use this card, and the compensating aids listed on it, to compete in national Competitions for the able-bodied. For those who have not been given International classification, the NF will need to work with national Classifiers to create a National Para Equestrian Classification Card which states the permitted compensating aids.

All Athletes should be encouraged to ride with as few aids as possible. This list has been compiled to maintain consistency in describing the aids. It is for the use of Classifiers only.

All unusual Compensating aids will be checked by the TD or Chief Steward and confirmed with the Chief Classifier in attendance at the Event. A printed note will be given to the rider from the Classifier. This will be taken to the TD who can check the aids and give the signed form back to the rider to return to the Classifier.

FOR RENEWAL OF YOUR International Para-Equestrian Compensating Aids Identity Card

PLEASE APPLY TO MRS LYNN LAWFORD

Email: kplclawford@hotmail.com

Tel: 0044 1691 718756

Address: Pencraig,
Pontygadog
Llangollen
Wrexham, Wales, UK
LL20 7AU

17 CARRIAGE DRIVING FOR PEOPLE WITH DISABILITIES

GRADE

PROFILES

CD I

1, 2, 3, 4, 5, 6, 7, 9, 10a, 12, 13, 14, 21, 26a, 31, 32

Wheelchair users with poor trunk balance and impairment in upper limbs, or those who are able to walk but with impairment of function in all four limbs, or those with severe arm impairment only.

CD II

8, 10b, 11, 15, 16, 17, 18, 19, 22, 24, 25, 26b, 27, 28


Those with less impairment than Grade I, yet are functionally disadvantaged against able bodied drivers.

Not eligible for International Competition
42, 48

20, 23, 29, 30, 36, 37a, 37b, 38, 39,

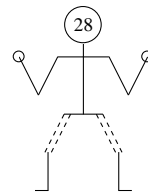
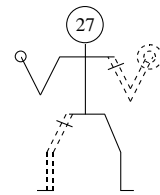
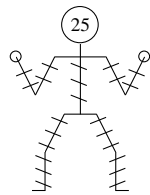

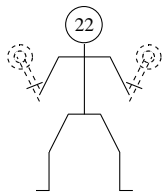
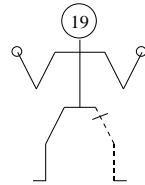
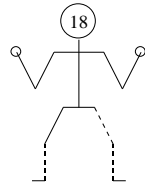
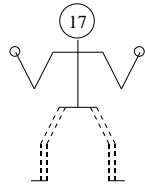

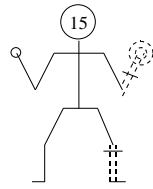
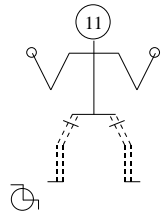
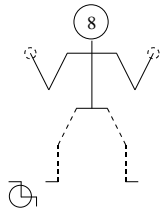
18 CARRIAGE DRIVING FOR PEOPLE WITH DISABILITIES – ILLUSTRATED

GRADE CD I



—	Normal function or minimal disadvantage	⊥	Absence of limb	≡≡≡	Paresis or incoordinate
- - -	Paresis	≡	Incoordinate	⚡⚡⚡	Deformity
		≡≡≡	Severely incoordinate	♿	Wheelchair user

GRADE CD II



—	Normal function or minimal disadvantage	+	Absence of limb	---	Paresis or incoordinate
- - -	Paresis	≡	Incoordinate	⚡	Deformity
		≡≡	Severely incoordinate	♿	Wheelchair user

Appendix 1: Forms for Assessing Intellectual Disabilities

At the time of going to print the policy and procedure for assessing intellectual disabilities by the International Sports Federation for Persons with Intellectual Disability (INAS – FID) has not been verified by IPC on behalf of itself and F.E.I. P.E.

In 2000 at the Sydney Paralympic Games a number of INAS-FID registered athletes who won medals were found to have normal intelligence.

In 2002, the International Paralympic Committee refused to accept this disability for Paralympic Events until INAS-FID have found a consistent robust method of classification.

There was a possibility that this issue was going to be resolved in June 2006, but no decision has been made, so Para Equestrian is unable to accept people with only an intellectual impairment until INAS-FID can produce this consistent and robust method of classification. This is now under test by some sports.

The Para Equestrian Committee and the International Classifiers appreciate that an intellectual impairment is a handicap to Dressage tests, but we have to abide by IPC rules to be accepted as a Paralympic Sport for Beijing in 2008 and London 2012.

Appendix 3: Compensating aids for Para-Equestrian Dressage

COMPENSATING AID		Hand Hold	Rides with one hand only	Connecting rein bar	Reins through ring on saddle	Looped reins	Seat saver	Raised pommel and or cantle	No stirrups	Enclosed Stirrups	Rubber bands to stirrups	Strap from stirrup leather or stirrup to girth	Salute with head only	1 or 2 whips	Voice
Profile	Grade														
1	1a	•	•			•	•	•	•	•	•	•	•	•	•
2	1a	•	•			•	•	•	•	•	•	•	•	•	•
3	1a	•	•			•	•	•	•	•	•	•	•	•	•
4	1b		•			•	•	•	•	•	•	•	•	•	•
5	1a	•	•			•	•	•	•	•	•	•	•	•	•
6	1b	•	•			•	•	•	•	•	•	•	•	•	•
7	1a	•	•	•		•	•	•	•	•	•	•	•	•	•
8	2					•	•	•	•	•	•	•	•	•	•
9	1b	•					•	•	•	•	•	•	•	•	•
10a/10b	1b/2	•				•	•	•	•	•	•	•	•	•	•
11a/b	1b/2						•	•	•	•	•	•	•	•	•
12a	1a	•		•		•	•	•	•	•	•	•	•	•	•
12b	1b	•	•	•		•	•	•	•	•	•	•	•	•	•
13	1a	•	•	•		•	•	•	•	•	•	•	•	•	•
14	2	•	•	•			•	•	1	•	1	•	•	1	•
15	3	•		•		•	•			•	1	•	•	•	
16	4	•	•	•								•	•		
17a	2	•					•	•	•	•	•	•	•	•	•
17b	3	•					•	•	•	•	•	•	•	•	•
18a	2	•					•	•	•	•	•	•	•	•	•
18b	3	•					•	•	•	•	•	•	•	•	•
19a	3	•					•		0 or 1					1	Leave
19b	4						•			•	•	•		1	
20	4									•	•			•	
21	3				•	•							•		
22	4				•	•							•		
23	4									•	•			1	
24	4		•			•							•		
25	3					•							•	•	
26a	3	•				•	•			•	•	•	•	•	•
26b	4	•				•	•			•	•		•	•	•
27	2	•	•				•		0 or 1	•	•	•	•	1	•
28	3						•			•	•	•	•	•	
29	5														
31a/31b	1b/2	•				•	•		•	•	•	•	•	•	•
32	2	•				•	•		•	•	•	•	•	•	•
36	3	Callers at letters (one inside the arena) commander allowed. G3, must wear an PE approved blindfold, blacked out glasses or blacked out swimming goggles for training &													
37a	4	1													
39	3	Commander allowed													

Appendix 4: National and International Para-Equestrian Classifier

Competencies: **This is under review by the FEI**

COMPETENCIES	PERFORMANCE OUTCOMES
Knowledge of Para Equestrian Classification	<i>National Classifier</i> <ul style="list-style-type: none"> <input type="checkbox"/> Participated in and met all requirements to complete an FEI accredited "Para Equestrian Classifier" Course <input type="checkbox"/> Submitted to a nominated International Classifier for assessment, six completed Para Equestrian Classification Cards within 2 months of course <input type="checkbox"/> Completed four classification assessments with an accredited National Classifier at a National PE Event
	<i>International Classifier</i> <ul style="list-style-type: none"> <input type="checkbox"/> Meets all competencies as for National level Classifier <input type="checkbox"/> Completed four classification assessments with an accredited International Classifier at an FEI International PE Event <input type="checkbox"/> Submitted to the nominated Chief International Classifier for assessment, six completed Para Equestrian Classification Cards within 2 months of the course

Assessment of Athletes	<p><i>National Classifier</i></p> <ul style="list-style-type: none"> <input type="checkbox"/> Completes each of the core activities involved in classifying a rider for PE Competition :- <ul style="list-style-type: none"> <input type="checkbox"/> Interview <input type="checkbox"/> Physical assessment <input type="checkbox"/> Scoring the assessment <input type="checkbox"/> Deciding and recording the profile and grade <input type="checkbox"/> Describes the classification process clearly and concisely to others <input type="checkbox"/> Recognises the different types of impairments or conditions Athletes may present with <input type="checkbox"/> Determines the most appropriate assessment method for the presenting impairment/condition <input type="checkbox"/> Demonstrates respect for the rider at all times <input type="checkbox"/> Treats all information provided by the rider with the upmost confidentiality at all times <input type="checkbox"/> Minimises or removes all hazards or risks that may present during the assessment process <input type="checkbox"/> Demonstrates appropriate physical handling of the rider throughout the assessment process <input type="checkbox"/> Has a knowledge of the skills required to ride/drive a horse and how the presenting impairment may impact on these <input type="checkbox"/> Able to observe the rider both mounted or unmounted and identify postures and movements used by the rider <input type="checkbox"/> Knowledge of the compensatory aids available to the rider dependent on their impairment
	<p><i>International Classifier</i></p> <ul style="list-style-type: none"> <input type="checkbox"/> Meets all competencies as for National level Classifier <input type="checkbox"/> Able to assess Athletes with complex conditions/impairments and assign appropriate profile and grade <input type="checkbox"/> Mentors and coaches National level Classifiers in the Para Equestrian Classification assessment process

Organisational knowledge of Para Equestrian sports	<p><i>National Classifier</i></p> <ul style="list-style-type: none"> <input type="checkbox"/> Knowledge of PE sport structure nationally, including governing body, their role and structure as relevant to PE <input type="checkbox"/> Identifies how Classification and National Classifiers work within the national sport structure <input type="checkbox"/> Understands the role and structure of the organising committee for PE Events <input type="checkbox"/> Knowledge of the PE Rules for National Competition <input type="checkbox"/> Describes the process for identifying and approving compensating aids used by Athletes for National PE Competition <input type="checkbox"/> Maintains documentation relevant to classification as required by the National governing body <input type="checkbox"/> Understands the function and role of the National Paralympic Committee and how Classification aligns with this committee <input type="checkbox"/> Understands the function and role of the National Equestrian Federation and how Classification aligns with the federation
	<p><i>International Classifier</i></p> <ul style="list-style-type: none"> <input type="checkbox"/> Meets all competencies as for National level Classifier <input type="checkbox"/> Understands the role, structure and function of the FEI in relation to PE and how Classification fits within this organisation <input type="checkbox"/> Knowledge of the FEI Rules for PE Competition <input type="checkbox"/> Maintains documentation relevant to classification as required by the FEI <input type="checkbox"/> Comprehensive knowledge of the process for identifying, recording and approving compensating aids used by Athletes in International Competition

<p>Interpersonal/ Communication Skills</p>	<p><i>National Classifier</i></p> <ul style="list-style-type: none"> <input type="checkbox"/> Shows respect at all times for the knowledge and skills of Athletes, Officials and volunteers involved in each aspect of PE sport <input type="checkbox"/> Understands the roles held by Officials and volunteers within the sport <input type="checkbox"/> Works as a member of a team at all times <input type="checkbox"/> Communicates information to others with clarity and confidence <input type="checkbox"/> Utilises a solution focussed approach to problems and issues that may arise and values the opinions of others in doing so <input type="checkbox"/> Responds to enquiries and requests within a reasonable time frame <input type="checkbox"/> Produces written reports when required that are clear and concise <input type="checkbox"/> Utilises conflict resolution skills when required <input type="checkbox"/> Deals appropriately with sensitive information and maintains confidentiality at all times
---	---

International Classifier

- Meets all competencies as for National level Classifier
- Deals with complex and sensitive issues using high level problem solving/decision making skills
- Liaises effectively with senior level staff and volunteers involved with PE sport at an International level
- Responds effectively and within the expected time frame to queries and questions from the various governing bodies and Chief International Classifier
- Provides leadership to National level Classifiers utilising the principles of effective coaching and mentoring
- Educates others about PE Classification utilising adult learning principles Continued Commitment

National Classifier

Must show evidence of practical commitment by attending a national Event as Classifier or submitting 4 cards to national Classifier or PE head Classifier every two years.

International Classifier

Must show evidence of practical commitment by attending an International Event as Classifier or submitting 4 cards to PE head Classifier every two years.

Appendix 5: Letter Psychologist

Dear Psychologist

Please find herewith _____

[insert name of Athlete] who competes in Para Equestrian Dressage Competition at National and/or International Level.

In order to compete in Dressage, the Athlete is required to ride a Horse and complete a Dressage test of between 4 and 7 minutes in length depending on the level at which they compete. There are different Grades (Ia, Ib, II, III & IV) for Athletes reflecting their level of impairment and physical status. Grade Ia being Athletes with the greatest impairment and Grade IV Athletes with the least impairment.

A Dressage test comprises a sequence of between 8 to 19 "movements" (depending on the Grade at which the rider competes) which are to be ridden at designated points around a dressage arena (20mtrs x 40mtrs or 20mtrs x 60mtrs). The movements are carried out at a walk and/or trot and/or canter and involve moving from one pace to another while completing the movements. Below is an excerpt from the Grade 1a Novice Dressage test and the Grade III Novice Dressage test as examples of what a rider may be required to learn prior to competing and then remember for the period they are competing in front of the judges.

Grade 1a Novice Test		Grade III Novice Test	
1. A X	Enter in medium walk Halt, immobility, salute. Proceed in medium walk	1. A X	Enter in working trot Halt, immobility, salute. Proceed in collected trot
2. C HXF FA	Track left Free walk Medium walk	2. C B	Track right Half circle right 10m to X Return diagonally to the track at M
3. A X	Down centre line 10m circle right	3. MCHE E	Working trot Half circle left 10m to X Return diagonally to the track at H
4. X	10m circle left	4. CX XA	Half 20m circle right Half 20m circle left
5. XC C	Down centre line Track right	5. A FXH HC	Working trot Change rein in medium trot Working trot

_____ [insert name of Athlete] has been asked to provide you, for your information, with a sample copy of a full dressage test they would be required to learn specific to their grade.

The rider has ample opportunity (possibly weeks or months) to learn and practice the movements required in the Dressage test prior to competing. During a Competition, perhaps over two or more days, the competitor may be required to ride up to 4 (3 set tests and 1 optional Freestyle Test) Dressage tests. The nominated Dressage tests are used consistently at each level with the rider only competing at one level. The only exception to this is if the Athlete competes in a Freestyle Competition in addition to the set tests. In this case they have designed their own sequence of movements and then ride them to their chosen music.

_____ [insert name of Athlete] is classified as Grade _____ and has requested the use of a "commander" - a person to call out the movements in sequence to the Athlete as they compete.

In this instance this is an exception to the Para Equestrian Rules. All Athletes (except those with an identified intellectual disability or acquired brain injury) are expected to complete their Dressage test from memory under the same conditions and without a "commander".

To ensure fairness and equity to all who are competing, those Athletes requesting an exemption to the rule pertaining to "commanders" are required to produce evidence from a psychologist of a level of memory impairment that would impact on their ability to remember the sequence of movements required for the duration of the dressage test. Whilst the Dressage test is completed in a competitive environment, all competitors within the Competition complete the test under the same conditions.

It is requested that, where possible, a **Wechsler Memory Scale (WMS-IV)** test (or similar) is conducted and a brief report be provided to substantiate this competitors request for a commander. This confidential report will be held by me as documentation supporting the Athlete's request.

Your time in assisting this rider/competitor is greatly appreciated

Yours thankfully

International/National Para Equestrian Classifier

Appendix 6: Para Equestrian Classification Protest Form

(Please PRINT in BLOCK LETTERS using a BLACK PEN)

Event	
Name of Event:	
Date:	
Location:	
Protest submitted by	
Name:	
Title:	
Country:	
Signature:	
Time:	
Type of Protest (PLEASE TICK (✓) THE APPROPRIATE BOX)	
<input type="checkbox"/>	Protest own Grade (this must be no later than 60 minutes after Classification Panel decision re Sport Class)
<input type="checkbox"/>	Protest Another Athlete's Grade (this must be no later than 60 minutes after Classification Panel decision, or no later than 30 minutes before the start of the relevant Competition) according to the FEI Para-Equestrian Classification Manual
<input type="checkbox"/>	Protest own Grade or Another Athlete's Grade OUT OF COMPETITION (Competition shall be deemed to be finished 30 minutes after the announcement of the final results of such Competition)
<input type="checkbox"/>	Protest other :
Discipline:	
Event:	
Name of Athlete being Protested:	
Country:	
Classification of Athlete:	

Clearly state reason for Protest, only one Protest per form. Use a separate sheet if necessary.	
Received by:	
Date received:	Time:
<input type="checkbox"/> Protest fee received NOTE: the Protest Fee is non-refundable regardless of Protest outcome Amount CHF 150	
Protest Accepted:	<input type="checkbox"/> Yes If accepted, date and time for Protest Panel Evaluation
	<input type="checkbox"/> No If No - Reason for not accepting
Decision of Protest Panel (use a separate sheet if necessary)	
Signed by Protest Panel	
Classifier Name	Classifier Signature
Protest Decision explained to:	<input type="checkbox"/> Athlete being Protested
	<input type="checkbox"/> Person submitting Protest
A copy of this form is to be given to the person making the Protest and will constitute a receipt for any money retained	
Copies of the Protest are to be sent to the Head Classifier	
Please provide with any evidence and/or documents in support of the Protest	

Appendix 7: Para Equestrian Classification Appeal Form

(Please PRINT in BLOCK LETTERS using a BLACK PEN)

Details	
Appeal submitted by	
Name:	
Title:	
Country:	
Signature:	
Date:	
Appeal	
Name of Athlete being appealed:	
Country:	
Classification of Athlete:	
Clearly state reason for Appeal (Specify the grounds for the Appeal and in particular details of the error in procedure that is alleged to have taken place)	
Received by:	
Date received:	Time:
Appeal fee received NOTE: the Appeal Fee is non-refundable regardless of Protest outcome Amount: CHF 500	
Appeal Accepted:	<input type="checkbox"/> Yes If accepted, date and time for Appeal Body
	<input type="checkbox"/> No If No - Reason for not accepting
Decision of Appeal Body (use a separate sheet if necessary)	

Signed by Appeal Body	
Name	Signature
Appeal Decision explained to:	Athlete being appealed
	Person submitting appeal
A copy of this form is to be given to the person making the appeal and will constitute a receipt for any money retained	
Copies of the appeal are to be sent to the Head Classifier	
Please provide with any evidence and/or documents in support of the Appeal (use a separate sheet if necessary)	

For queries and further information together with contact details for all National and International Classifiers please contact the following:

Head FEI Para Equestrian Classification and creator of PE classification system

Dr Christine Meaden PhD MCSP
9 Bloomfield Road
Maidenhead,
Berks SL6 4NS
U.K.
Tel.44 1628-629601
Fax.44 1628-623684
chris@meaden.co.uk

Federation Equestre Internationale

HM King Hussein I Building
Chemin de la Joliette 8
1006 Lausanne
Switzerland
Tel : 0041 21 310 4747
Fax : 0041 21 310 476