


CALIFORNIA NETWORK FOR EQUESTRIAN THERAPY



2016

Calnet

Horseshow

TWENTY NINTH ANNUAL

May 13th - 15th 2016
REGISTRATION PACK

Free Classes! Free Pancake Breakfast!



Show Information

- Entries close:** May 6, 2016
- Fees:** Classes: FREE for all riders with disabilities . Open Dressage: \$40/class.
Stalls: \$25 for Nonprofit Centers for entire show.
Payments: **\$60 for individuals.** Horse arrival *after 1 PM Thursday* thru Sunday.
Make checks payable to "Ride On." Credit cards accepted.
- Contacts:** Bryan McQueeney, Show Manager: Cell: 818-378-0963. Email bryan@rideon.org
Sara Jones, Show Manager: 818-512-8481. Email sara@rideon.org
- Show Office:** CALNET Show Office on show grounds 5/12 to 5/15. Office phone: 818-840-8894
Shavings and Feed: Bring your own or US Feed on-site 818-559-9699
- Hotel:** Glendale Days' Inn or Burbank Airport Marriot. See flyers for details.
- Silent Auction Drawing:** We are asking each riding center or individual to bring a silent auction item of at least a \$50 value. Help us make it a great show by contributing a silent auction gift basket. Please ask the parents of your riders to donate a gift basket too!
- Classification of Riders:**
1. Riders must be able to guide and stop their horse. On the Athlete Entry Form enter the number of aides and level of walk, trot or canter.
 2. No cross entries by skill level. Do not enter one athlete in beginning trot for one class and intermediate for another. You may **not** "challenge" a level higher.
- Splitting Classes:** In general, classes with more than 8 entries will be split; four or more riders with the same disability, age or in the same discipline will be grouped or ribboned separately.
- Order of Classes:** Up to four arenas are competing at once. Equitation classes run in numbered order. Costume is Saturday at 1:00PM. Futures and Obstacle are "ride at will.". The schedule for Dressage and other classes will be posted.
- Class Notes:** **Equitation:** Start Sat 10 AM with Canter, Advanced & Intermediate Trot.
Lunch break about 12 noon.
Continue Sat approx 1:30PM with Beginning Trot and then Walk.
Futures: 2014 tests. See tests in this registration package.
Dressage: Tests are 2015 USDF Intro and USEF Training and Up
Dressage and Futures: An athlete may not enter both. Pick one.
Obstacle: Saturday classes will close and be placed at the end of the day's competition.
Open Dressage Classes: CALNET is offering Open dressage schooling classes to all who are interested. They will begin Sunday morning and continue as needed. All instructors, volunteers and the public may enter open USDF/USA Equestrian classes at \$40/test. (Riders with disabilities may enter these classes for free.)
- Sponsorships:** Sponsorship flyers are available to help you raise money for your participation in the show. This should be especially helpful for individual riders, volunteers and programs that do not have their non-profit status. All money you raise this way will be credited directly to your fees due for the show.

Checklist for a Complete Entry Package

- Due by May 6:**
- Athlete Entry Forms
 - Summary Entry Form
 - All fees for classes, stalls, meals
 - Liability & Media Release
 - Sponsor Checks



CALNET Show Schedule - Tentative

<i>May 6</i>	Deadline for all class entries and fees. Reserve your room at Glendale Days' Inn: (818) 956-0202 Or Marriot Burbank Airport: (818) 840-6462	
<i>May 6</i>	Program Deadline for recognition, advertising.	
<i>Thursday, May 12</i>	1:00PM	Barns open for horse Arrivals
	1:00PM	School horses in LAEC Arenas
<i>Friday, May 13</i>	Setup LAEC Show Office. Phone/Fax: (818) 840-8894	
	Deadline for Class Adds. Please get scratches to office ASAP.	
	TBA	Education Day for Instructors and Volunteers
	9:00AM to 5:00PM	School horses in LAEC arenas.
	2:00PM to 5:00PM	Head Coach pick up registration package@ show office.
	3:00 to 5:00PM	Obstacle Course Walk through with Judge
	5:00PM	Head Coach Meeting outside show office
	5:30 PM	Dinner outside show office
<i>Saturday, May 14</i>	6:00AM	Show grounds open.
	8:45AM	Line up Parade.
	9:00AM	Parade & Opening Ceremonies.
	10:00AM	Begin Equitation Canter, Adv & Int Trot,
	10:00AM	Begin Futures, Obstacle in Equidome
	10:00AM - 4:00PM	Silent Auction & Raffle (Saturday Only!)
	12:45PM	Costume Class
	1:30PM	Continue with Equitation Beg Trot & Walk
	2:00PM	Judge Barn Decorating Contest
<i>Sunday, May 15</i>	6:00 AM	Show grounds open.
	7:00AM - 9:30AM	Ranger's Pancake Breakfast - <u>Free for All! Please RSVP!</u>
	8:00AM	Dressage, Showmanship, Obstacle
	10:00AM	Pole Bending
	12 Noon	Lunch on your own.
	1:00PM	AWARDS Ceremony
	2:00PM	Open Dressage continues



Saturday Class List - May 14, 2016

Judges

Amy Sheets, Equitation, Donna Spencer, Obstacle, Gayle Paperno, Futures

**Classes will be split where possible for age, disability, English, and western where entries allow.
Ribbons through 8th.**

Class..... Division..... AidesDescription

Equitation

1.....	Unified Equitation - Canter	Independent	Judged on combined score of disabled athlete and volunteer rider as a team.
2.....	Equitation - Advanced Canter/Lope	Independent	As for Beg Canter plus figure 8 with simple change, canter as a group.
3	Equitation - Challenge Cup Adv. Canter	Independent	Individual work after group workout.
4	Equitation - Intermediate Canter/Lope.....	Independent	Same as Beginning only canter as a group (max four at a time)
5.....	Equitation - Beginning Canter/Lope	Independent	Walk, Trot, Canter/lope in directions, circle, halt. Canter work is one at a time.
6.....	Equitation - Advanced Trot	Independent	Reverse (half circle), circle, halt, sitting & rising trot/jog, diagonals, two-point, trot a figure 8, ride without stirrups.
7.....	Equitation - Intermediate Trot	1 Aide	Reverse (half-circle), circle, halt, sitting trot/jog, rising trot/jog
8.....	Equitation - Intermediate Trot	Independent	"

(Lunch Break until 1:30pm)

10.....	Equitation - Beginning Trot	2 or 3 Aides	Reverse (half-circle), Circle, Halt, Minimal Sitting Trot/Jog
11.....	Equitation - Beginning Trot.....	1 Aide	"
12.....	Equitation - Beginning Trot.....	Independent	"
13.....	Equitation - Walk	2 or 3 Aides	Reverse (half-circle), Cones, Halt
14.....	Equitation - Walk	0 - 1 Aide.....	"
15.....	Equitation - Walk	2 or 3 Aides	Reverse (half-circle), Cones, Halt, Circle
16.....	Equitation - Walk	0 - 1 Aide.....	"

Costume

22.....	Costume - Walk (1:00 PM)	1 Aide Min. req	Judged on rider's creativity, use of color, appropriateness; horse may be costumed also.
---------	--------------------------------	-----------------------	------------------------------------------------------------------------------------------

Obstacle

23.....	Obstacle - Walk	2 or 3 Aides	Obstacles may include: Cones, circles, cavaletti, open mailbox, backing, ring on pole, bridge, barrels, "L"
24.....	Obstacle - Walk	1 Aide	gate, figure 8, ball through basketball hoop, and.
25.....	Obstacle - Walk	Independent	questions by the judge.
26.....	Obstacle - Beginning Trot	2 or 3 Aides	
27.....	Obstacle - Beginning Trot	1 Aide	
28.....	Obstacle - Beginning Trot	Independent	
29.....	Obstacle - Intermediate Trot.....	1-2 Aides	
30.....	Obstacle - Intermediate Trot.....	Independent	
31.....	Obstacle - Advanced Trot.....	Independent	
32.....	Obstacle- Advanced Trot for Canter Riders.....	Independent	For Canter Level riders at the trot.

Futures

33.....	Futures - Walk	2 or 3 Aides	See Futures Walk pattern.
34.....	Futures - Walk	1 Aide	"
35.....	Futures - Walk	Independent	"
36.....	Futures - Beginning Trot	1 or 2 Aides.....	See Futures Trot Test I.
37.....	Futures - Beginning Trot	Independent	"
38.....	Futures - Intermediate Trot	1 or 2 Aides.....	See Futures Trot Test II.
39.....	Futures - Intermediate Trot	Independent	"
40.....	Futures - Advanced Trot.....	Independent	See Futures Trot Test III.



Sunday Class List - May 15, 2016

Judges

Amy Sheets, Showmanship, Donna Spencer, Obstacle, Lehua Custer, Dressage

***Classes will be split where possible for age, disability, English, and western where entries allow.
Ribbons through 8th.***

Showmanship

41..... Showmanship- English..... Judged on turnout and way of showing horse.
42..... Showmanship - Western..... " "

Driving

43..... Driving Pleasure 2 Aides..... Driving assistant and header
44..... Driving Obstacle 2 Aides..... Cone pattern or similar

Obstacle

45..... Obstacle classes will run from 9:00 to 11:00AM.
46..... Obstacle - Walk..... Any
47..... Obstacle - Beginning Trot..... Any
48..... Obstacle - Intermediate Trot..... Any
49..... Obstacle - Advanced Trot Any

Pole Bending

50..... Pole Bending - Walk..... 2 or 3 Aides
51..... Pole Bending - Walk..... 1 Aide
52..... Pole Bending - Walk..... Independent
53..... Pole Bending - Beg Trot..... 2 or 3 Aides
54..... Pole Bending - Beg Trot..... 1 Aide
55..... Pole Bending - Beg Trot..... Independent
56..... Pole Bending - Intermediate Trot 1 Aide
57..... Pole Bending - Intermediate Trot Independent
58..... Pole Bending - Adv. Trot Independent
59..... Pole Bending - Advanced Trot for Canter Riders Independent For Canter Level riders at the trot.

Para-Equestrian Dressage

60..... FEI Para Equestrian Grade 1 Test of Choice Independent Para-Equestrian Tests available at:
61..... FEI Para Equestrian Grade 2 Test of Choice Independent www.fei.org or uspea.org
62..... FEI Para Equestrian Grade 3 Test of Choice Independent Grades 1, 2 and 3 Tests ridden in 40M arena
63..... FEI Para Equestrian Grade 4 Test of Choice Independent Grade 4 Test in 60M arena.
64..... FEI Para Equestrian Freestyle Test of Choice Independent

Open Dressage Classes

..... Open to any rider, coach, volunteer, @ \$40/test
..... Program Riders enter as CALNET class—free
..... USDF Intro and Training Level Tests ridden in 40M Arena

65..... USDF Intro Test A Independent
66..... USDF Intro Test B Independent
67..... USDF Intro Test C Independent
68..... Training Level Test 1 Independent
69..... Training Level Test 2 Independent
70..... Training Level Test 3 Independent
71..... First Level Test 1 Independent First Level and above ridden in 60M arena
72..... First Level Test 2 Independent
73..... First Level Test 3 Independent
74..... Second Level Test of Choice Independent Rider supplies test.
75..... Third Level Test of Choice Independent Rider supplies test.
76..... Fourth Level Test of Choice Independent Rider supplies test.
77..... Freestyle Test of Choice Independent Rider supplies test.



CALNET SHOW RULES AND GUIDELINES

The Horse Show Committee is composed of the Show Managers. If deemed appropriate by the Show Committee violations of show rules may result in suspension from the current show and/or future shows. The Horse Show Committee will consider requests for reinstatement from any individual or program which provides evidence of compliance with show standards. The Horse Show Committee will have the discretion to exclude riders, coaches, volunteers, horse or programs based on the following criteria:

- A. Abuse of Horses
- B. Unauthorized Use of Horses.
- C. Violation of PATH Program Safety Guidelines and CALNET Show Rules including but not limited to:
 - i) Failure to wear an ASTM-SEI protective headgear that is approved for horseback riding while mounted or driving.
 - ii) Failure to use a safety stirrup, or wear riding boots or hard-soled shoes with a heel.
 - iii) Affixing a rider to the tack or horse.
- D. Failure to adhere to the directive of the Horse Show Committee or its members acting on its behalf.
- E. Late reservation for borrowed horse, late entry or late payment fees.
Management has the right to combine, split or cancel classes and reassign borrowed horses as they see fit. All Riders must bring their own coach and necessary support personnel or make prior arrangement with the Horse Show Committee.

COACH GUIDELINES

- If a tack change is necessary, please notify the Gate prior to the “Class Call”.
- You must inform the show office of any scratches as soon as you know about them.
- Know your riders’ schedules. You and your rider are responsible for making your class call.
- The Show Committee will stop or hold any class at any time if you notify the ring steward that you have a safety concern.
- All coaches, riders and volunteers must understand the rules and guidelines on these two pages and understand that the Show operates under the PATH International Program Safety Guidelines.
- Tack must be well-fitted and conform to each horse and rider’s needs. Special adaptive tack may be used as needed provided that no rider shall be attached in anyway to the horse or saddle in accordance with PATH International policy, with the exception of materials that will break away readily and involuntarily; such as, Velcro & rubber bands.
- All competitors, coaches, anyone riding a horse, must wear an ASTM-SEI approved helmet with affixed chin strap at all times when mounted. No exceptions.
- Any rider, who is unable to post, or unable to sit the trot, should be clearly indicated on the entry form; non-verbal, hearing or sight-impaired riders may choose to wear arm bands during their class for safety purposes.

RED = Visual Impairment

PURPLE = Non-sitting Trot/Jog

GREEN = Non-Verbal

BLUE = Hearing Impairment

YELLOW = Non-posting Trot

Classes will be split, combined or canceled at the discretion of the Horse Show Committee.

The Obstacle Trail course will be available in print at the LAEC Friday afternoon. The course will be available for walking/wheeling after 3pm on Friday.

VOLUNTEER GUIDELINES

As we watch our riders in the arena - sometimes confident, sometimes struggling - it is often difficult to remember that aides are in the arena for safety only. The integrity of our competition depends on aides not influencing the rider or the horse. We want you to know just how important you are and how delicate your role is to our riders. We want all riders to succeed, and we want to be fair to everyone. Keep in mind the following:

- Judges will penalize riders receiving unnecessary assistance. Wait for the rider to command the horse. This is perhaps the single most difficult thing for us to do.
- No Head Coach or family member may lead or sidewalk a student or relative without first obtaining permission from the Show Manager.
- Volunteers may caution a rider to “watch your spacing” but they are not allowed to give instructions.
- If spacing is a problem, a rider may direct his or her horse to circle or cut across the arena.
- The lead line must have 8 - 10” of slack. Don’t pull the horse ever - unless safety is an issue. Give the rider all the time he or she needs.
- Riders entered in independent classes may have a safety spotter of their choice in the arena with a lead line just in case for safety issues. This spotter has wide discretion to be as close or as far as he/she feels is appropriate under the circumstances.
- If there are 2 or more aides, the volunteer with the lead line has the responsibility to remain with the horse in the event of a problem. The sidewalker(s) assist the rider.
- If the horse you are working with appears to be upset, you may speak to it and try to calm it. If you feel the horse may disrupt the class, ask the rider to come in off the rail to settle down or if the horse is extremely upset you may ask the judge to be “excused.”
- If your rider is closer than 2 horse lengths from another rider, tell your rider to watch his spacing.
- If you are in over your head or you feel there is a possibly dangerous situation, get backup help before an accident happens. If in doubt, err on the side of caution.

RIDER GUIDELINES & RING ETIQUETTE

All riders must be able to ask their horse to walk forward, halt and turn right and left without help from leader.

- Riders are expected to maintain proper spacing - if you are closer than 2 horse lengths, circle or cut across the arena.
- At all times and at all gaits, the rider is in control of the horse. The volunteers are there for safety only. The judge will penalize riders who rely on volunteers for advice in the arena or whose volunteers guide the horse or “help” too much.
- In the Warm up arena, ride in the same direction as everyone else; if you do meet another horse, pass left shoulder to left shoulder.
- Faster horses ride closer to the rail; slower traffic should be at least 12 feet off the rail. It is the responsibility of the faster rider to tactfully avoid the slower rider.
- Don’t halt on the rail.
- Mount and dismount outside the arena unless necessary.
- If you have to make adjustments; i.e., stirrup length, please make them in the warm up arena.
- Sighted riders need to give visually impaired riders the right of way. Visually impaired riders may be arm-banded for safety purposes.
- Outside the arena, WALK ONLY.

CALNET FUTURES

Futures is set up for those not yet ready for dressage and those who ride horses not trained in dressage. It is designed to test the rider's horsemanship skills as well as introducing the layout of the dressage arena. Harmony between horse and rider, smoothness of transitions and accuracy are all a part of horsemanship. In Futures the rider is judged, not the horse.

DO NOT ENTER A RIDER IN BOTH FUTURES AND DRESSAGE.

Futures Walk Only

(approx. 3 min. 15 sec.)

- A Enter walking down center line
- X Circle left 10 meters (to E and back to X)
- X-H Walk to H
- H Track right to M
- M Go between M and cone
- M to F Continue weaving cones
- F to A walk
- A to X walk
- X Circle right 10 meters (to B and back to X)
- X-M Walk
- M-C-H Walk
- H Half circle left 10 meters to G
- G Halt and salute, leave arena at walk

Futures Beginning Trot (approx. 3 min. 30 sec.)

- A Enter walking down center line
- X Circle right 10 meters (to B and back to X)
- X Continue at walk to C
- C Track left
- H to K Trot
- K Walk
- K-A-X Walk
- X Circle left 10 meters (to E and back to X)
- X to H Walk
- H Track right, begin trot
- H-C-M Trot
- M Go between M and cone
- M to F Continue weaving cones
- F to A Walk
- A Down center line to G
- G Halt, salute. Leave arena at walk.

NOTES:

- Halts to be with rider's knee at the letter
- No penalty to rider if pattern is called
- Arena is 20X 40 meters
- Large circle is 20 meters (entire width of arena)
- Roundness of circle is most important
- Rider will enter after judge rings bell. For salute rider should nod to judge and proceed.
- Each ride has a 5 minute time limit
- Cones to be placed opposite H, E, & K, 8ft off the rail
- Judge will be at C

RIDER JUDGED ON:

- Accuracy in performing the figures
- Communication & control of horse
- General Presentation
- Horsemanship

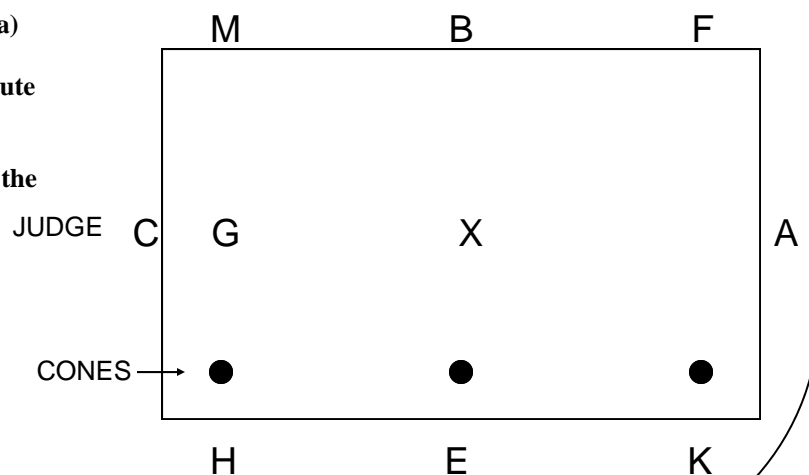
Futures Intermediate Trot (approx. 3 min. 15 sec.)

- A Enter walking down center line
- X Circle right 10 meters (to B and back to X)
- X Continue at walk to C
- C Track left
- H to K Trot
- K Walk
- K to A Walk
- A Turn left to X
- X Circle left 10 meters (to E and back to X)
- X to H Walk
- H to C Walk
- C Trot
- M Go between M and cone
- M to F weave cones at trot
- F Walk
- F to A Walk
- A Down center line to G
- G Halt, salute. Leave arena at walk

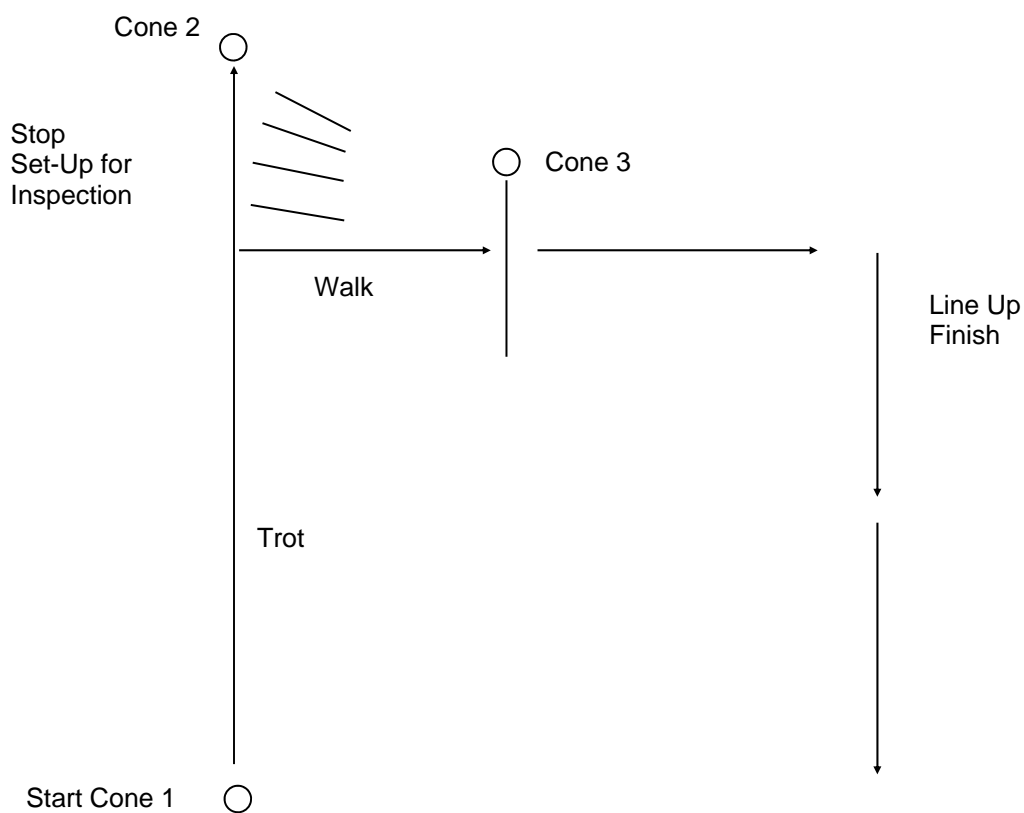
Futures Advanced Trot

(approx. 2 min. 25 sec.)

- A Enter trotting down center line
- C Track right
- M Go between M and cone
- M to F Continue weaving cones at trot
- A Trot circle right 20 meters
- K Walk
- Between K and E Halt 5 seconds
- E to B Walk
- B Go left at walk
- M Trot
- C Trot circle left 20 meters
- C to E Continue trot
- E to X 1/2 circle left 10 meters
- X Down center line
- G Halt, salute. Leave arena at walk.



Showmanship at CALNET



1. Start at Cone 1
2. Trot from Cone 1 to Cone 2.
3. At Cone 2 stop and set up for inspection.
4. After dismissal, Back up, Halt, Turn 90° to the right and walk to Cone 3.
5. At Cone 3 halt, then walk forward and line up.



Polebending Rules & Pattern

1. Polebending is a timed event.
2. Each athlete may begin from a walking or running start at their option.
3. The time begins and ends when the horse's nose crosses the start/finish line.
4. Athletes may begin on either side of the poles and then run the pattern accordingly.
5. Failure to follow the course or breaking to a faster gait shall result in the following penalties:
First error - 5 second penalty.
Second error - 10 second penalty.
Third error - 15 second penalty.
6. A 5 second penalty will be assessed for knocking over a pole. Touching a pole is not penalized.
7. The judge, at his/her discretion may disqualify an athlete for excessive use of crop or whip.

Patterns:

Six upright poles shall be placed in a straight line 21 feet apart and 21 feet from the start/finish line.

Walk Pattern (Class 50, 51, 52)

Walk straight up;
Walk weave back and walk weave out again;
Walk straight back.

Beginning Trot Pattern (Class 53, 54, 55)

Trot straight up;
Walk weave back and walk weave out again;
Trot straight back.

Intermediate & Advanced Trot Pattern (Class 56, 57, 58, 59)

Trot straight up;
Trot weave back and trot weave out again;
Trot straight back.



Glendale Day's Inn
450 W. Pioneer, Glendale CA 91203
(818) 956-0202

Directions: Exit Fwy 134 at Pacific Avenue. Turn South on Pacific and then turn left immediately onto Pioneer Drive. Day's Inn is on the right.

This special rate includes single, double, quad, accessible rooms, free parking, restaurant in hotel, lounge, outdoor pool and laundry room. The Day's Inn is only 4.1 miles from the LAEC.

Get your reservations now!

Directions to the Los Angeles Equestrian Center

From the 5 TRAVELING NORTH - Exit at Western Ave. WEST Take Western to Riverside Dr. turn right. Take Riverside Dr to intersection of Main Street. Turn left into LAEC

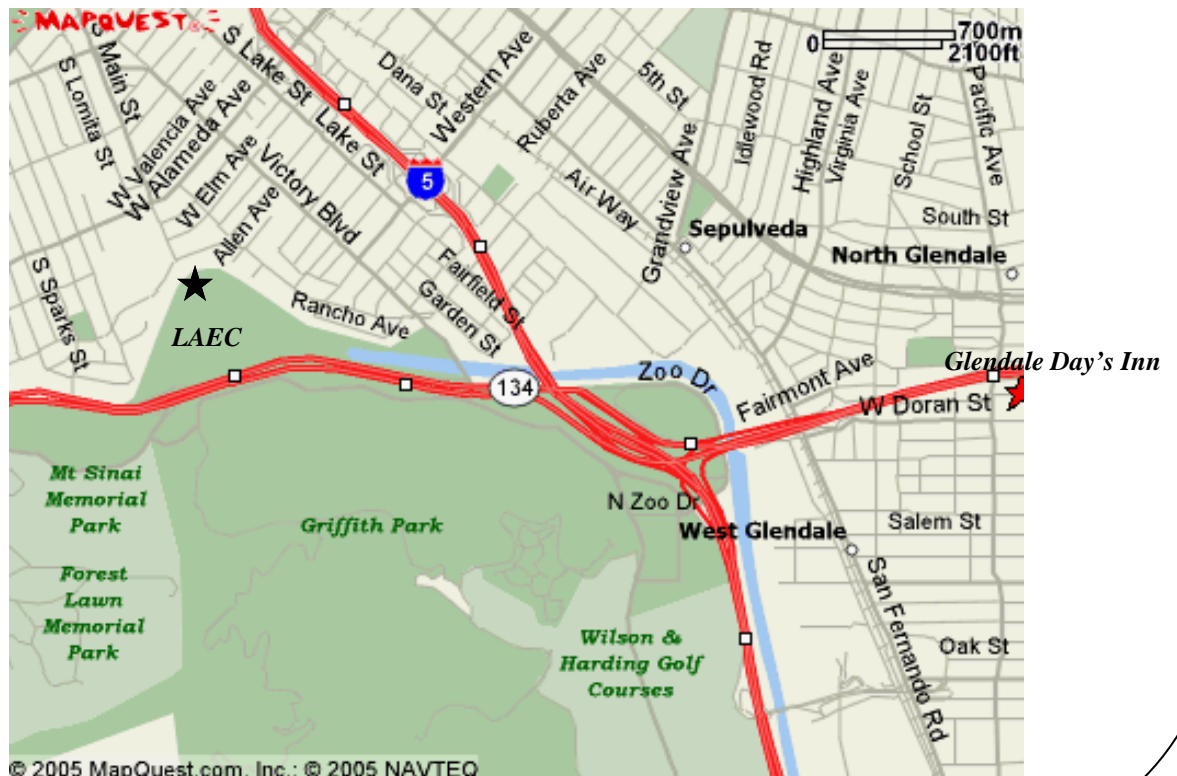
From 5 TRAVELING SOUTH - Exit at Alameda Ave. WEST Take Alameda to Main Street turn left. Take Main Street directly into LAEC

From 101/170 NORTH - exit at Barham turn right. Take Barham over the hill into Burbank and turn right at Riverside Drive. Take Riverside to Main Street turn right into LAEC

From 101/170 SOUTH - take the 134 interchange then follow directions from 134 freeway traveling East

From 134 TRAVELING EAST - exit at Buena Vista Street turn right. Make a left at the light which is Riverside Dr. Take Riverside to Main Street. Turn right into LAEC

From 134 TRAVELING WEST - exit at Buena Vista Street. At the bottom of ramp take a right onto Riverside Drive. Take Riverside to Main Street and turn right into LAEC.

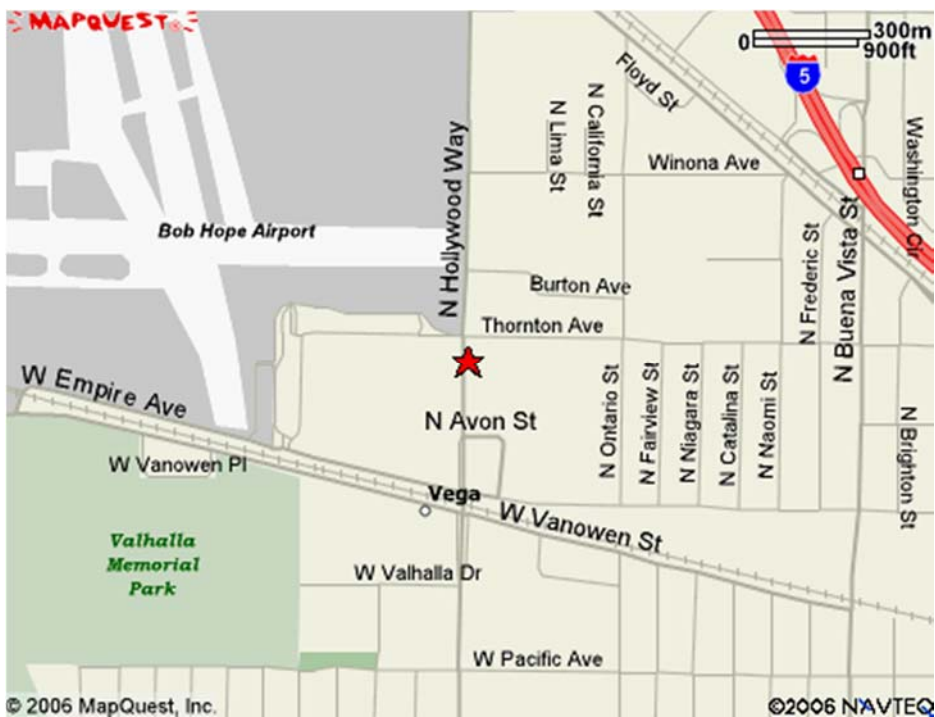




The Burbank Airport Marriott Hotel
2500 Hollywood Way, Burbank, CA 91505
Tel: (818) 840 6462

Ask for Chris and the LA Equestrian Center Show Rate

The Burbank Marriott Hotel and Executive Meeting Center offers Southern California travelers a prime setting in the Los Angeles suburb of Burbank. Conveniently located directly east across Hollywood Way from the main entrance to Burbank Airport, on the corner of Hollywood Way and Thornton Avenue.





CALNET

State Championship Sponsorship Packages

\$2,500

EVENT SPONSOR

- ◇ Advertisement in program - 2 pages
- ◇ Related signage around LAEC

\$1,000

PROGRAM SPONSOR- sponsor a local program at the show

- ◇ Full page advertisement in program
- ◇ Please specify program that you wish to sponsor _____

\$750

CLINIC SPONSOR- clinics for riders, coaches, judges etc.

- ◇ Full page advertisement in program

\$500

ARENA SPONSOR

- ◇ 1/2 Page advertisement in program

\$250

RIDER SPONSOR

- ◇ 1/4 page advertisement in program
- ◇ Name of rider that you wish to sponsor _____

\$100

VOLUNTEER SPONSOR

- ◇ Name of the volunteer that you wish to sponsor _____

\$50

CLASS SPONSOR

- ◇ Present ribbons, name announced before/after class

\$25

AWARD SPONSOR

- ◇ Name listed in program.

Enclosed is my check made payable to "Ride On" for
\$ _____

Your Name _____

Company _____

Address _____

City _____ State _____ Zip _____

Phone _____ Fax _____

Please mail to
Ride On ATTN: Bryan McQueeney,
10860 Topanga Canyon Blvd.
Chatsworth, CA 91311
Fax (818) 700-7803
Phone (818) 700-2971

Ride On is a 501 (c) Nonprofit Corporation. www.RideOn.org





Release

***This is an important legal document. Please read this carefully.
Fill in the information on the reverse and sign this release in ink.***

Participant's Full Name (please print)

Riding Program (please print)

- Athlete/Rider
- Program Volunteer
- Program Coach
- Horse Owner
- CALNET Show Volunteer
- CALNET Show Staff

I, the undersigned parent and/or legal guardian/conservator of the participant named, or participant if 18 years of age or older (hereafter referred to as the "Participant"), hereby request permission for the Participant to participate in the Annual State Championships for Riders with Disabilities (hereafter referred to as the "CALNET Show").

I understand that there are risks and hazards inherent in handling and riding horses and in participating in the CALNET Show and that the behavior of horses cannot always be predicted or controlled and that participating in the CALNET Show carries with it the risk of serious injury or death to me or my horse. To help minimize the risks associated with my participation in the CALNET Show, I agree to wear a helmet at all times while mounted and to otherwise fully comply with instructions from the Show Committee and the US National Show rules and guidelines, which are incorporated herein by this reference. I represent and warrant to you that the Participant is physically and mentally able to participate in the CALNET Show. I further represent and warrant that, if I am a competing athlete, I have obtained a signed, written medical certificate from a licensed physician certifying there is no medical or physical reason why the Participant cannot participate in mounted equestrian activities such as the CALNET Show and that such certificate has been filed with the riding program named above.

LIABILITY RELEASE:

On behalf of the Participant and myself, I acknowledge that the Participant will voluntarily be using the facilities and participating in the CALNET Show at his/her own risk and assumes all risks associated with such participation. In consideration of the Participant being permitted to participate in the CALNET Show, I, on my own behalf, and on behalf of the Participant, his/her heirs, beneficiaries, administrators, executors, and assigns, do hereby, without reservations, waive, release, acquit and forever discharge the said CALNET Show, all participating Operating Centers, CALNET, the California Network for Equestrian Therapy, Unlimited, the Los Angeles Equestrian Center, the Los Angeles Department of Recreation and Parks, all individual volunteers and the owner of any horses leased or loaned to the Participant for the CALNET Show, Ride On LA, their representatives, officers, agents, sponsors and employees from suits, claims, demands or assertions of liability of any nature whatsoever, for personal injuries, property damage, injury to the incorporeal interests, or other like damages occasioned by, arising from, or otherwise connected with the Participant's participation in said program; and do hereby covenant that no action at law or suit shall ever be brought against the aforementioned representatives, officers, agents, sponsors or employees on account of any matter above set forth.

MEDIA RELEASE:

I understand that the Participant's photograph, voice, or likeness may be used by CALNET, or its licensees. I am specifically granting permission to use the likeness, voice, and words of the Participant in television, radio, films, newspapers, magazines and other media; and in communicating the purposes and activities of this show and in appealing for funds in support of such activities as this group may engage in, without compensations of any kind to the Participant. I also release and authorize the Participant's school, group home, or other organization to release the Participant's name, address, and phone number to this group so that Participant can be kept informed of future activities.

MEDICAL TREATMENT:

In the event of any injury or medical condition experienced by the Participant at the CALNET Show, I am authorizing you to take such measures and arrange for such medical and hospital treatment as you may deem advisable for the health and well-being of the participant. I further agree to pay for such services and to save the CALNET Show, all participating Operating Centers, CALNET, LAEC, their representatives, officers, agents and employees harmless.

AUTOMATIC RENEWAL:

In consideration of the logistical challenges and time constraints involved in renewing releases each year for Participants and Riding Programs alike, this release shall remain in effect, year after year, until specifically revoked in writing and delivered to CALNET. By signing these Releases Participant agrees that CALNET, all Riding Programs involved in the CALNET Show and all entities named in this and future releases, shall be released from liability as if the release had been executed in the year the show takes place.

***I have read the foregoing releases and the attached Show Rules
and agree to be bound by them.***

*(Signature of Participant if 18 years or older.)
if Participant is under 18.)*

(Signature of Conservator, Parent or Guardian

Today's Date

Home Telephone

Home Address

Business Telephone

City

State, Zip

E-mail

This is an important legal document. Please read this carefully. Fill in the information and sign this release in ink.

Class Changes/Scratches

Please email to bryan@rideon.org or fax to (818) 700-7803 or deliver to LAEC Show Office.

Rider Name: _____ Rider No. _____
Operating Center: _____ Coach: _____
Scratch Class #: _____ Class Name: _____
Scratch Class #: _____ Class Name: _____
Add Class #: _____ Class Name: _____
Add Class #: _____ Class Name: _____
Approved: _____ Processed: _____
For Office Use Routing: Database Announcer Clipboards Awards File

Class Changes/Scratches

Please email to bryan@rideon.org or fax to (818) 700-7803 or deliver to LAEC Show Office.

Rider Name: _____ Rider No. _____
Operating Center: _____ Coach: _____
Scratch Class #: _____ Class Name: _____
Scratch Class #: _____ Class Name: _____
Add Class #: _____ Class Name: _____
Add Class #: _____ Class Name: _____
Approved: _____ Processed: _____
For Office Use Routing: Database Announcer Clipboards Awards File

Class Changes/Scratches

Please email to bryan@rideon.org or fax to (818) 700-7803 or deliver to LAEC Show Office.

Rider Name: _____ Rider No. _____
Operating Center: _____ Coach: _____
Scratch Class #: _____ Class Name: _____
Scratch Class #: _____ Class Name: _____
Add Class #: _____ Class Name: _____
Add Class #: _____ Class Name: _____
Approved: _____ Processed: _____
For Office Use Routing: Database Announcer Clipboards Awards File



Athlete Entry Form

Please fill out one Entry form per rider. Maximum 6 classes per rider.

Rider Name: _____ Age: _____ Horses's Name: _____

Operating Center: _____ Disability: _____

Primary Diagnosis

Skill Level

Aides

Riding Preference

Physical Disability

Walk Only

3 Aides

English

Mental Disability

Beginning Trot

2 Aides

Western

Intermediate Trot

1 Aide

Advanced Trot

0 Aides

Beg Canter/Lope

Intermediate Canter/Lope

Adv Canter/Lope

NOTES: _____

<i>Class Number (Limit 6)</i>	<i>Class Name</i>	

Coach Name

Coach Signature



Summary Entry Form for Programs or Independent Rider

Individual or Group Name: _____

Contact Person: _____

Date and Time of Arrival: _____

Address: _____

City, State, Zip: _____

We will stay at: Glendale Days' Inn Marriott

Phone: _____

(If other please include emergency phone)

Fax: _____

E-Mail: _____

Keep in mind the following:

- **Entries must be received by May 6th.**
- **No entries processed without all fees paid.**
- **Management will split classes by mental, physical ADD, English, Western as entries warrant.**

	Number of Riders Entered
	Number of Volunteers Coming
	Number of Instructors/Coaches
	Number of Family/Others Coming
	Number attending World Games Training

Summary of Fees Due			
<i>Description</i>		<i>Amount</i>	<i>Total</i>
CALNET Class Fees	No of classes entered	_____ x FREE	
Open Dressage Classes	Sunday (Free for disabled riders)	_____ x \$40 each	
Horse Stalls for nonprofit riding centers	\$25 No of Stalls - all your horses plus a tack room	_____ x \$25	
Able-bodied Stalls		_____ x \$60 each	
CALNET Education Day — Friday	TBA	_____ x TBA	
RV Space	\$50 per day	_____ x \$50	
Trailer-in	\$15 per day per horse	_____ x \$15	
Horse Arrival before 1PM Thurs	\$25 per stall/per day	_____ x \$25	
Friday Night Dinner	Outside Show Office at LAEC	_____ x \$10	
Sunday Pancake Breakfast	By San Fernando Rangers	_____ x FREE	
LESS CREDIT FOR SPONSORSHIPS ENCLOSED		Sponsor Checks Enclosed	
All fees due by May 6th Please make checks payable to Ride On Mail to: 10860 Topanga Cyn. Blvd., Chatsworth CA 91311		Grand Total Enclosed:	